

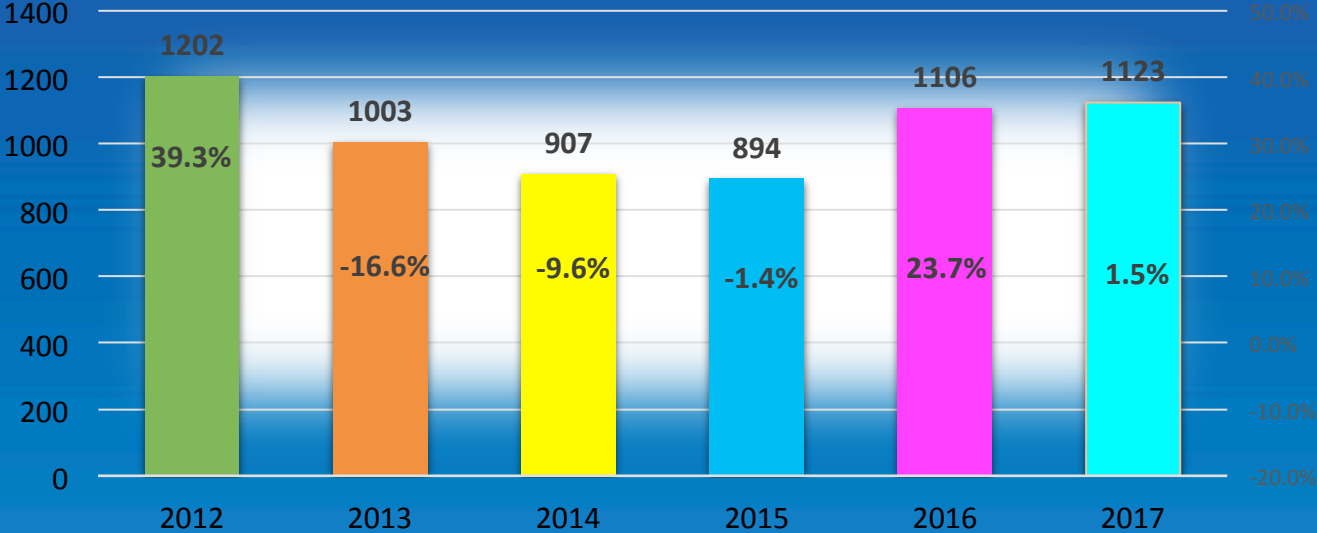


South Padre Island Police Dept.

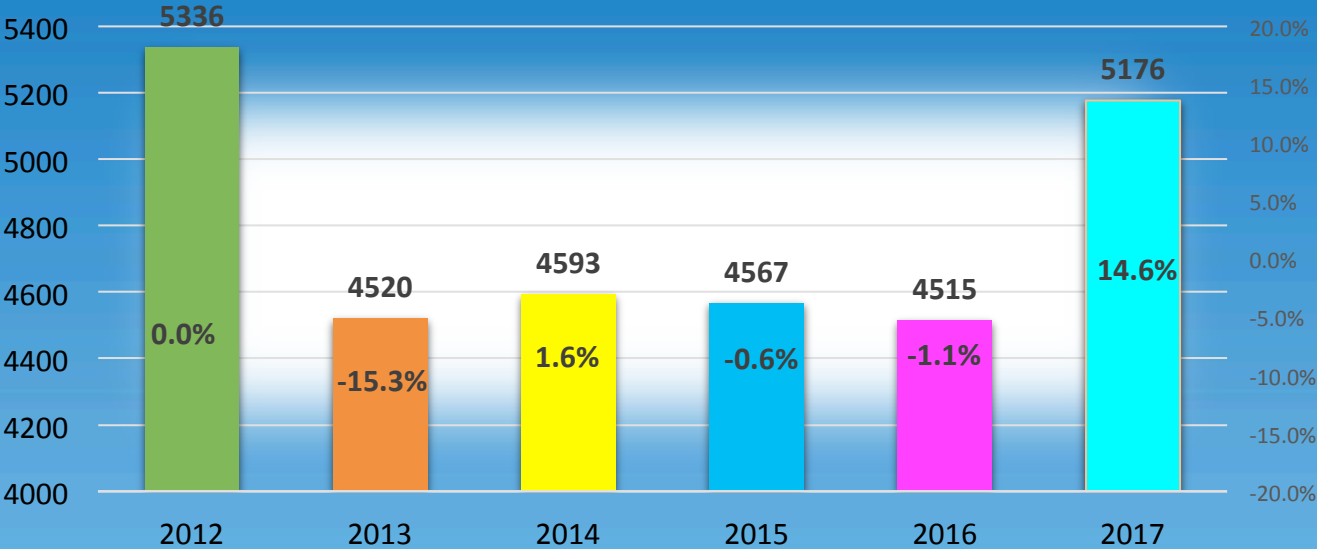
Statistical Analysis Spring Break through the end of April
Years 2012-2017



Incident reports March 1st – April 30th



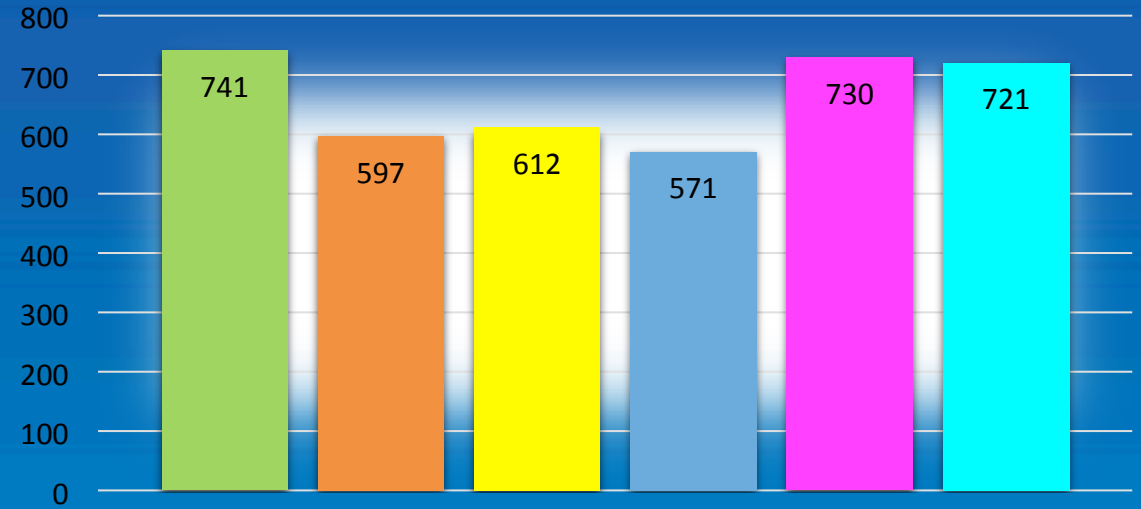
Calls for service March 1st – April 30th



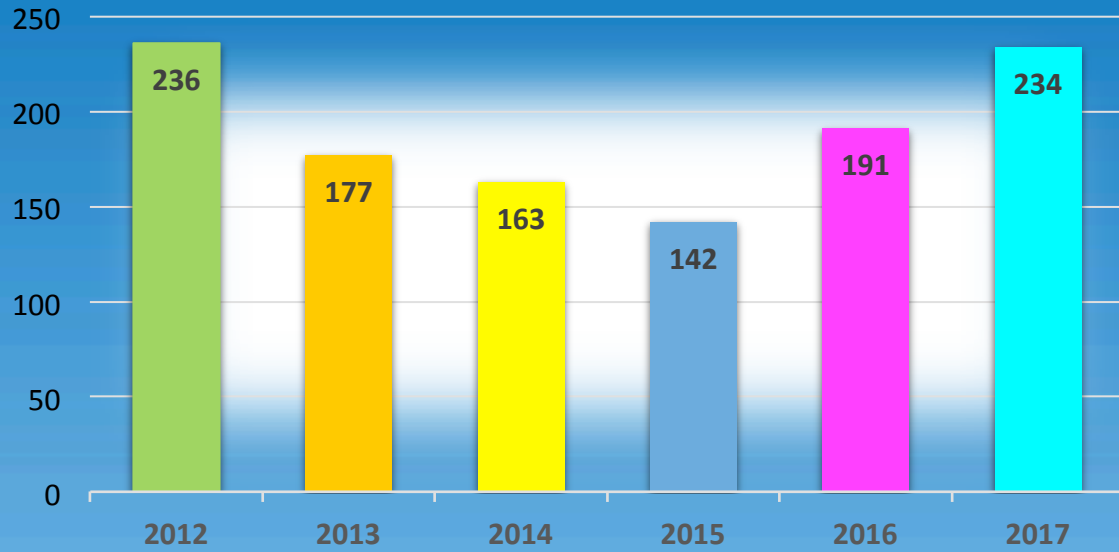
Note: These dates include Spring Break and Easter and run from March 1st through April 30th of the respective years listed



Arrests March 1st – April 30th



Accidents March 1st – April 30th

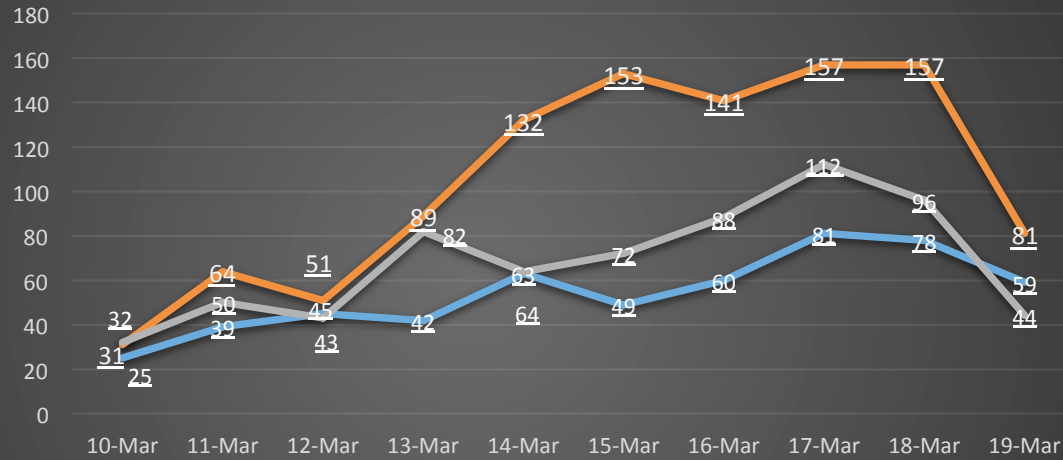


2012 2013 2014 2015 2016 2017



Texas Week 2017 Daily Numbers and below broken down into standard (8 hour) shift times.

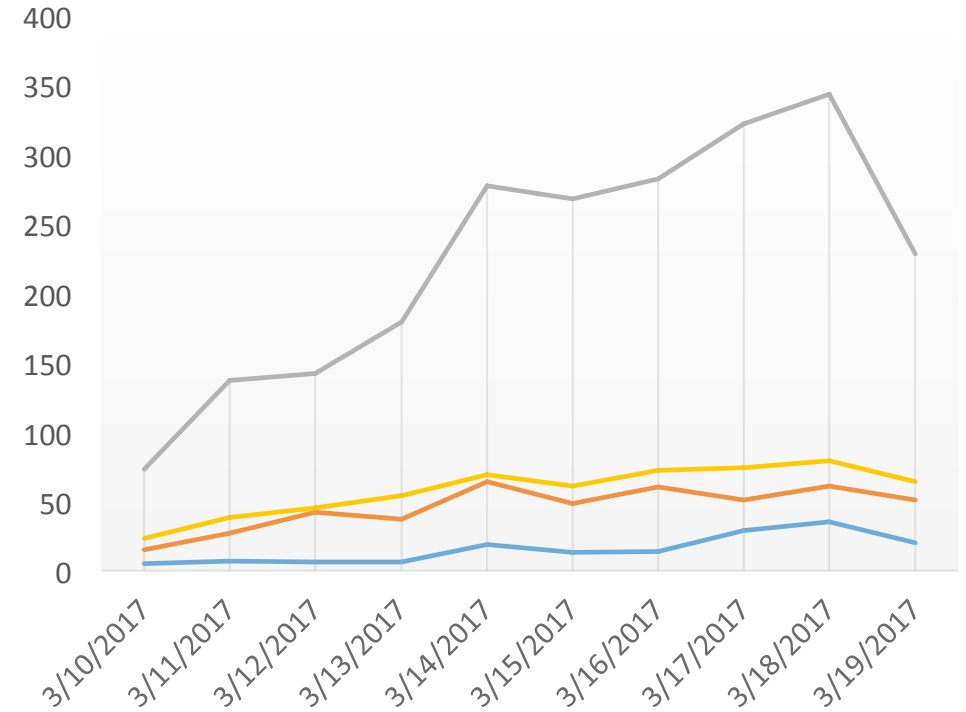
Texas Week Calls for service impact times



	10-Mar	11-Mar	12-Mar	13-Mar	14-Mar	15-Mar	16-Mar	17-Mar	18-Mar	19-Mar
7am-3pm	25	39	45	42	63	49	60	81	78	59
3pm-11pm	31	64	51	89	132	153	141	157	157	81
11pm-7am	32	50	43	82	64	72	88	112	96	44

7am-3pm 3pm-11pm 11pm-7am

2017 Texas Week daily numbers

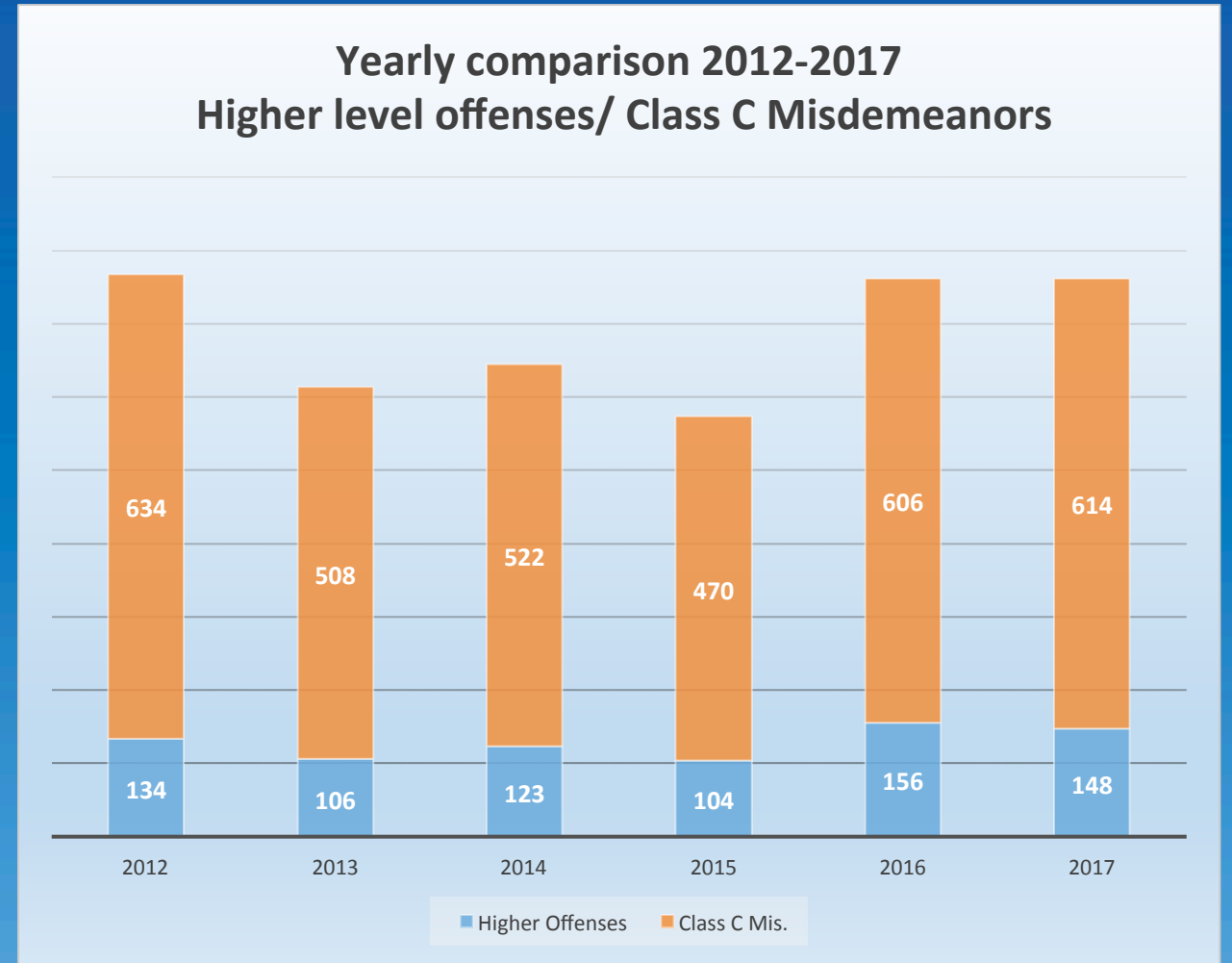


	3/10/2017	3/11/2017	3/12/2017	3/13/2017	3/14/2017	3/15/2017	3/16/2017	3/17/2017	3/18/2017	3/19/2017
Accidents	5	7	6	6	19	13	14	29	35	20
Jail book in	15	27	42	37	64	48	60	51	61	51
Calls for service	73	137	142	179	277	268	282	322	343	228
Incidents	23	38	45	54	69	61	72	74	79	64

Accidents Jail book in Calls for service Incidents



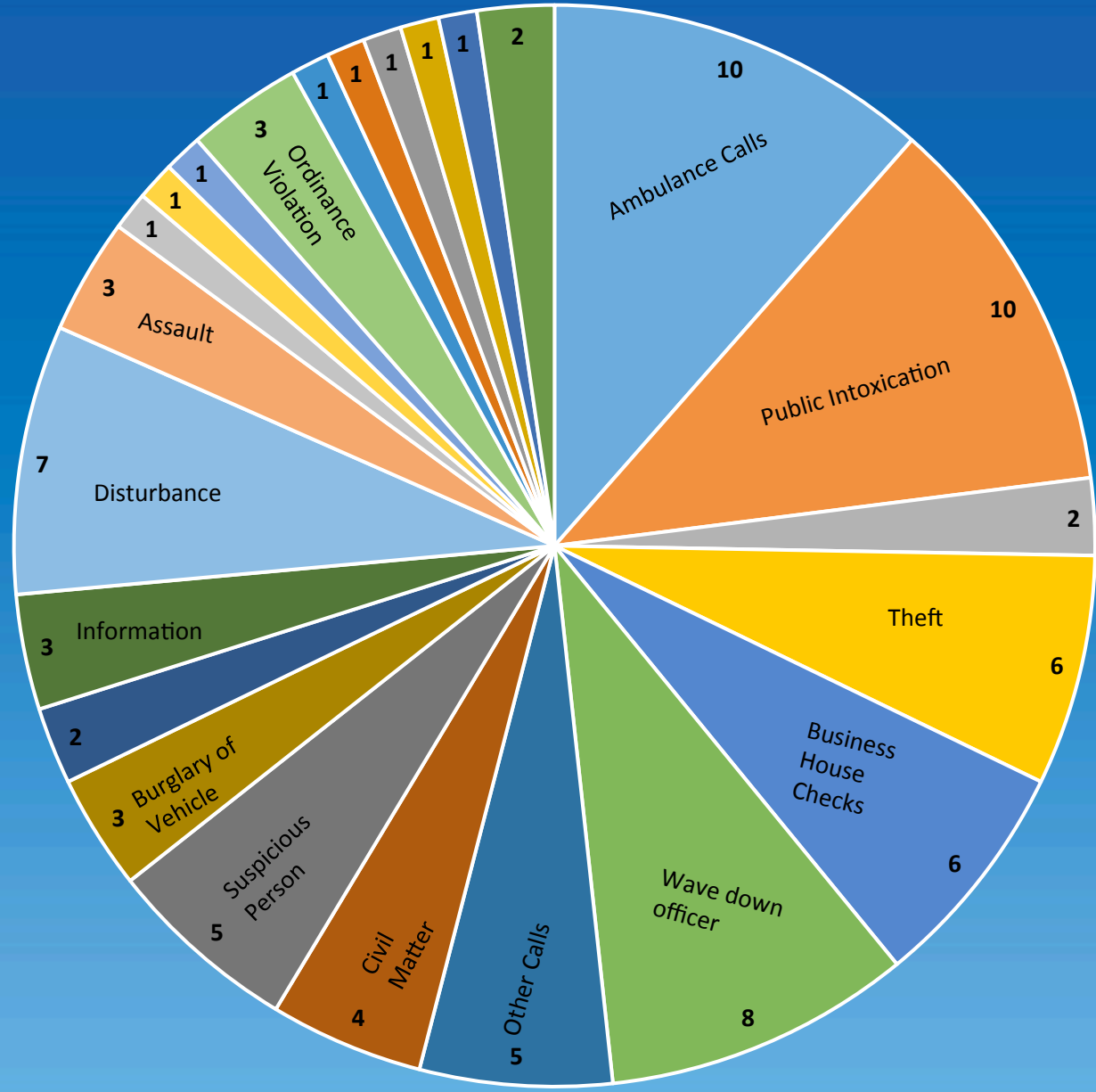
Class C Misdemeanors are highlighted in orange and refer to offenses handled by municipal court (e.g. public intoxication, fighting, simple assault etc.). Higher offenses (blue) refer to offenses that must be heard in county or district court and may include jail time as punishment (e.g. prohibited weapon, illegal drugs etc.).



*Note the years include March 1st through April 30th



ENTERTAINMENT DISTRICT CALLS FOR SERVICE TEXAS WEEK 2017

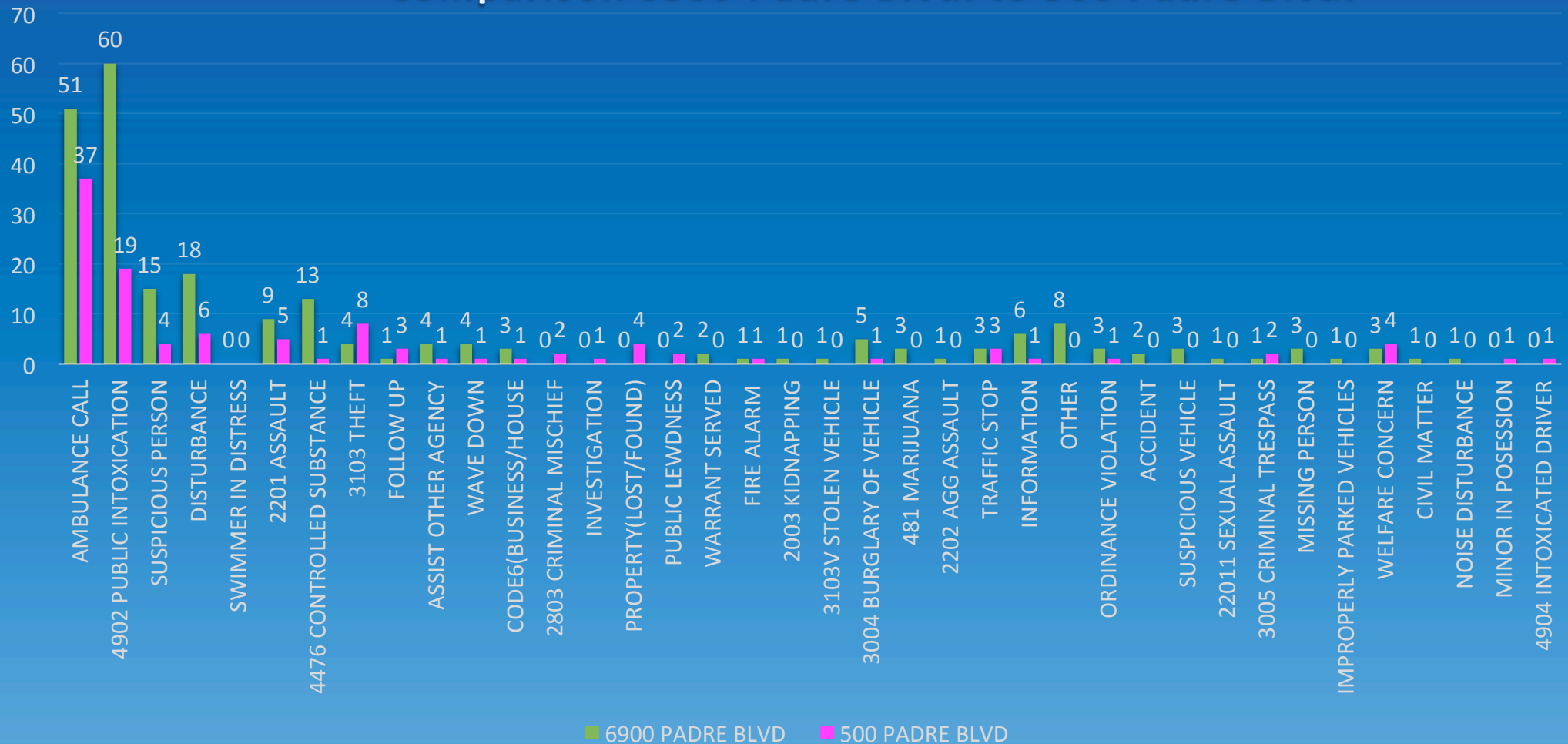


- AMBULANCE CALL (10)
- 4902 PUBLIC INTOXICATION(10)
- ACCIDENT(2)
- 3103 THEFT(6)
- CODE6(BUSINESS/HOUSE CHECKS) (6)
- WAVEDOWN (8)
- OTHER (5)
- CIVIL MATTER(4)
- SUSPICIOUS PERSON (5)
- 3004 BURGLARY OF VEHICLE (3)
- FOLLOW UP (2)
- INFORMATION (3)
- DISTURBANCE (7)
- 2201 ASSAULT (3)
- 2902 ROBBERY (1)
- OPEN DOOR (1)
- FIRE CALL (1)
- ORDINANCE VIOLATION (3)
- 3103V STOLEN VEHICLE (1)
- 4904 INTOXICATED DRIVER (1)
- PROPERTY(LOST/FOUND) (1)
- IMPROPERLY PARKED VEHICLE(1)
- 481 MARIJUANA (1)
- TRAFFIC STOP (2)



CALLS FOR SERVICE MARCH 2017

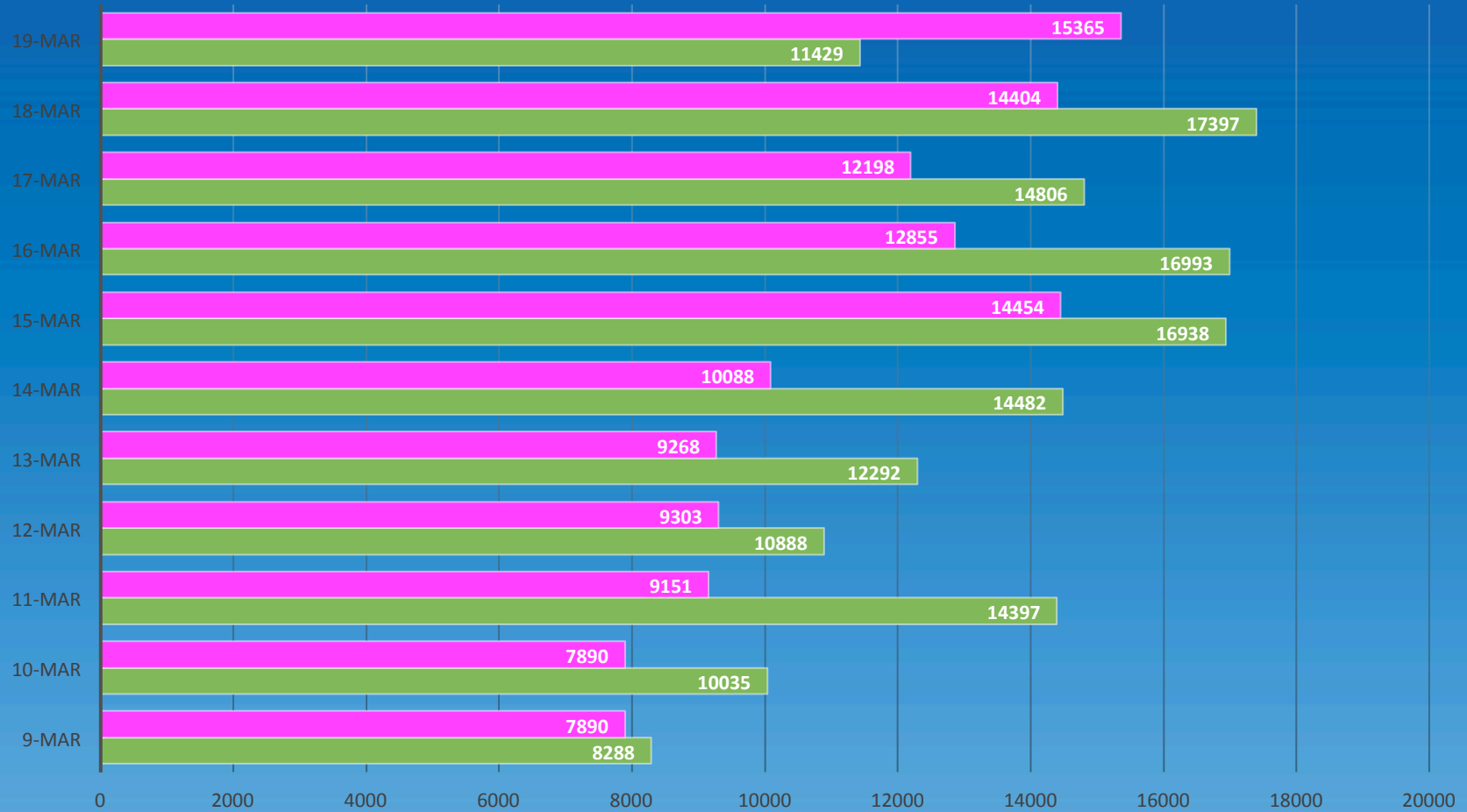
Comparison 6900 Padre Blvd. to 500 Padre Blvd.



* The above statistics refer to the calls as they are received by dispatch not what the end classification is



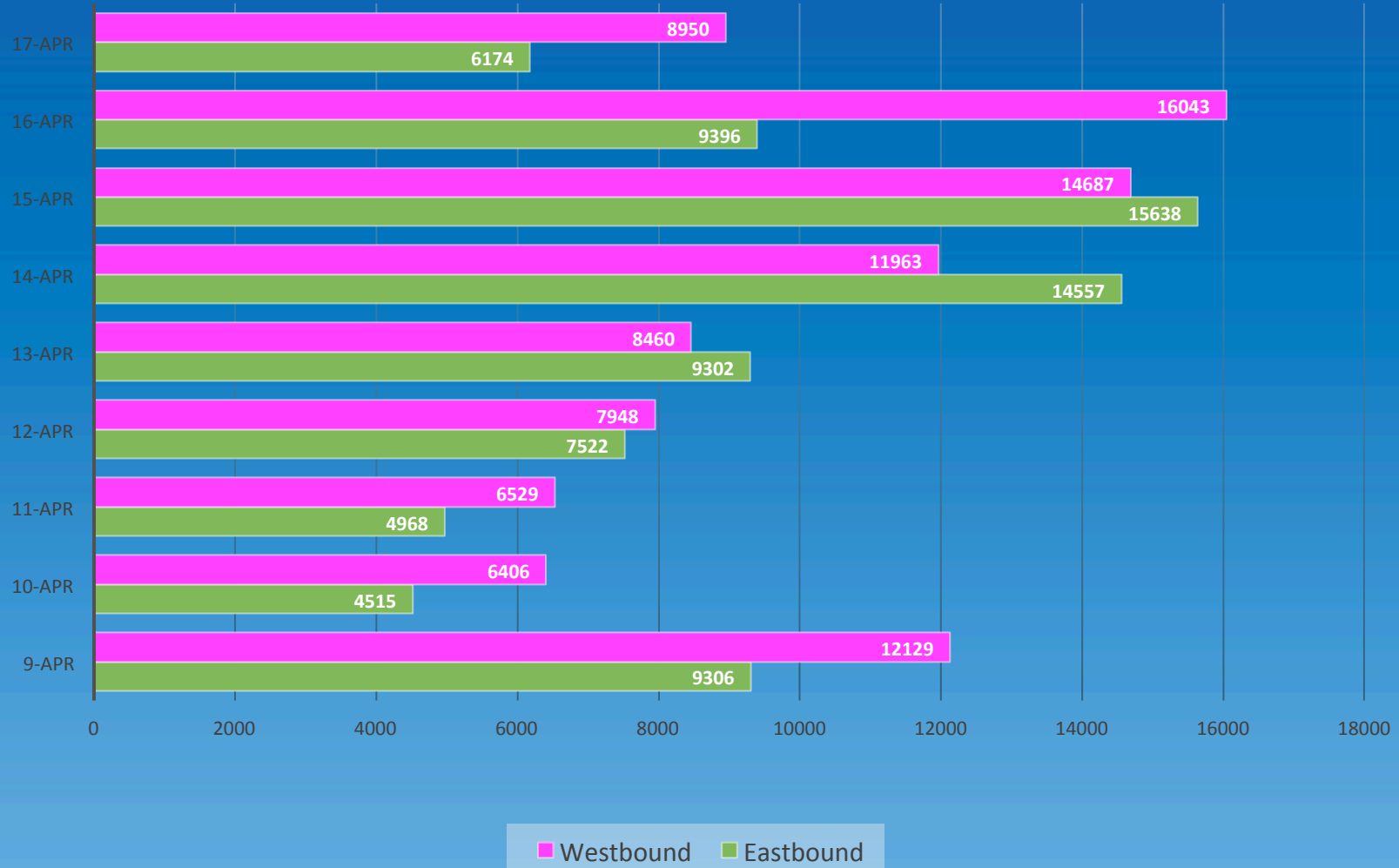
Bridge Crossings Texas Week 2017



■ Westbound ■ Eastbound



Bridge Crossings Easter Week 2017





Death investigations -SPI Jurisdiction

(related to respective time periods Texas week through Easter)

2012 – None

2013 – None

2014 – (1) 24 year old male – drug overdose

2015 – (3) 34 year old male – diabetic complications related to cocaine use

21 year old female – accidental fall

22 year old male – drug use leading to hypothermia

2016 – None

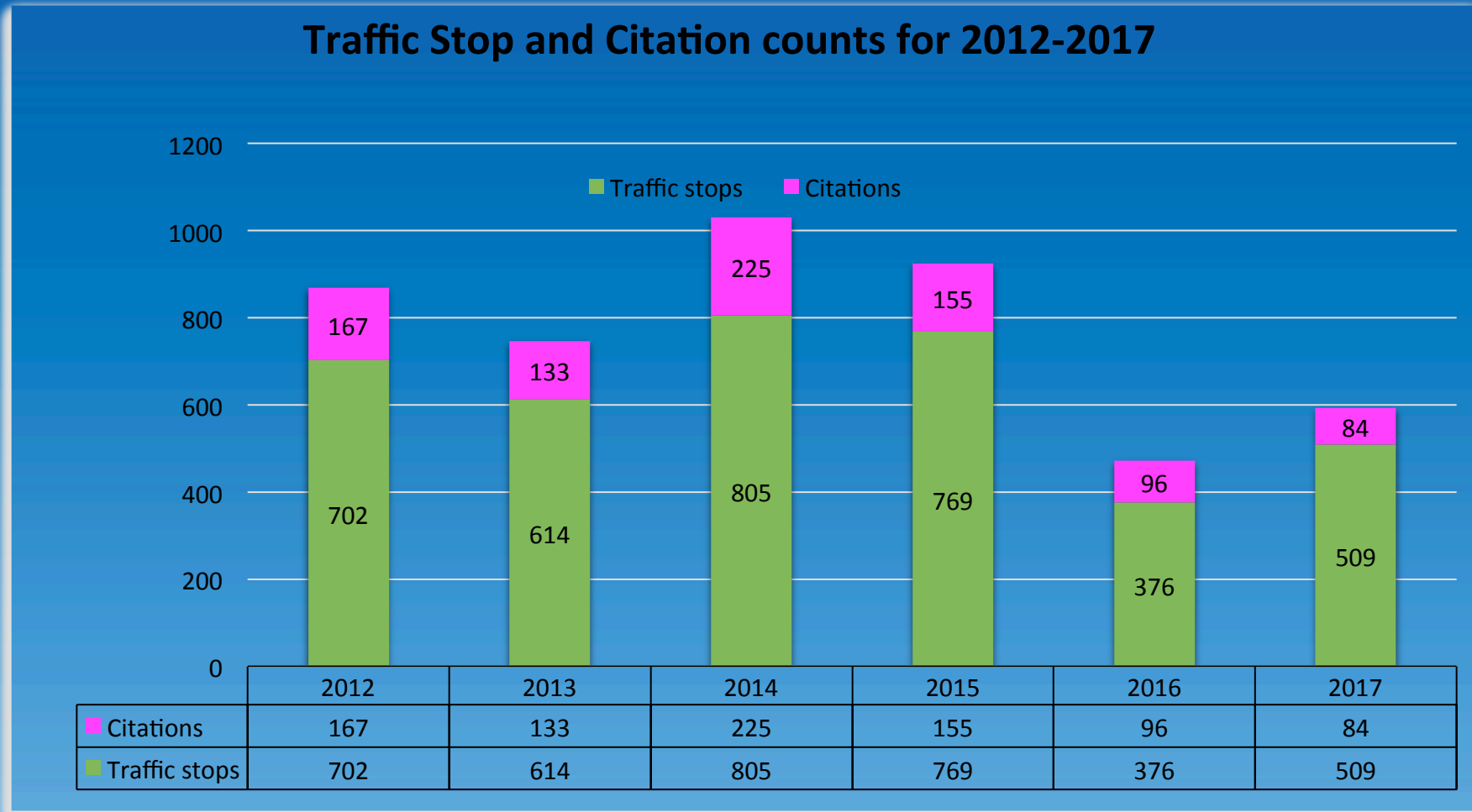
2017 – (3) 19 year old female – traffic accident (4200 Gulf Blvd.)

20 year old male – jumped off balcony (7000 Padre Blvd.)

39 year old male – drowning (5000 Gulf Blvd /Beach area)



Traffic stops /citations March 1st through April 30th



* There is a direct correlation with the lowered number of traffic stop and citations and the increased number of arrests and incident reports in 2016/2017 –see previous charts



Outside agencies that provided assistance

Texas Parks and Wildlife

- 14 Wardens deployed: 3 canine units and 2 supervisors
- Hours worked (March 10-March 15) = approx. 540 hours
- Cost @\$25.00 an officer and \$10.00 a vehicle: Officer cost - \$13,500 and vehicle cost \$540; Approximate total value = \$14,040

Texas Department of Public Safety

- 2 Strike teams: including 2 supervisors: Total 12 officers
- Hours worked (March 11-March 18) = approx. 672 hours
- Approximate cost @\$25.00 an officer and \$10.00 a vehicle: Officer cost - \$16,800 and vehicle cost \$6,720
- 3 regular patrol units assigned to the Island
- Hours worked (March 11-March 18) = approx. 168 hours
- Approximate cost @ \$25.00 an officer and \$10.00 a vehicle: Officer cost - \$4,200 and vehicle cost \$1,680; Approx. total value = \$29,400



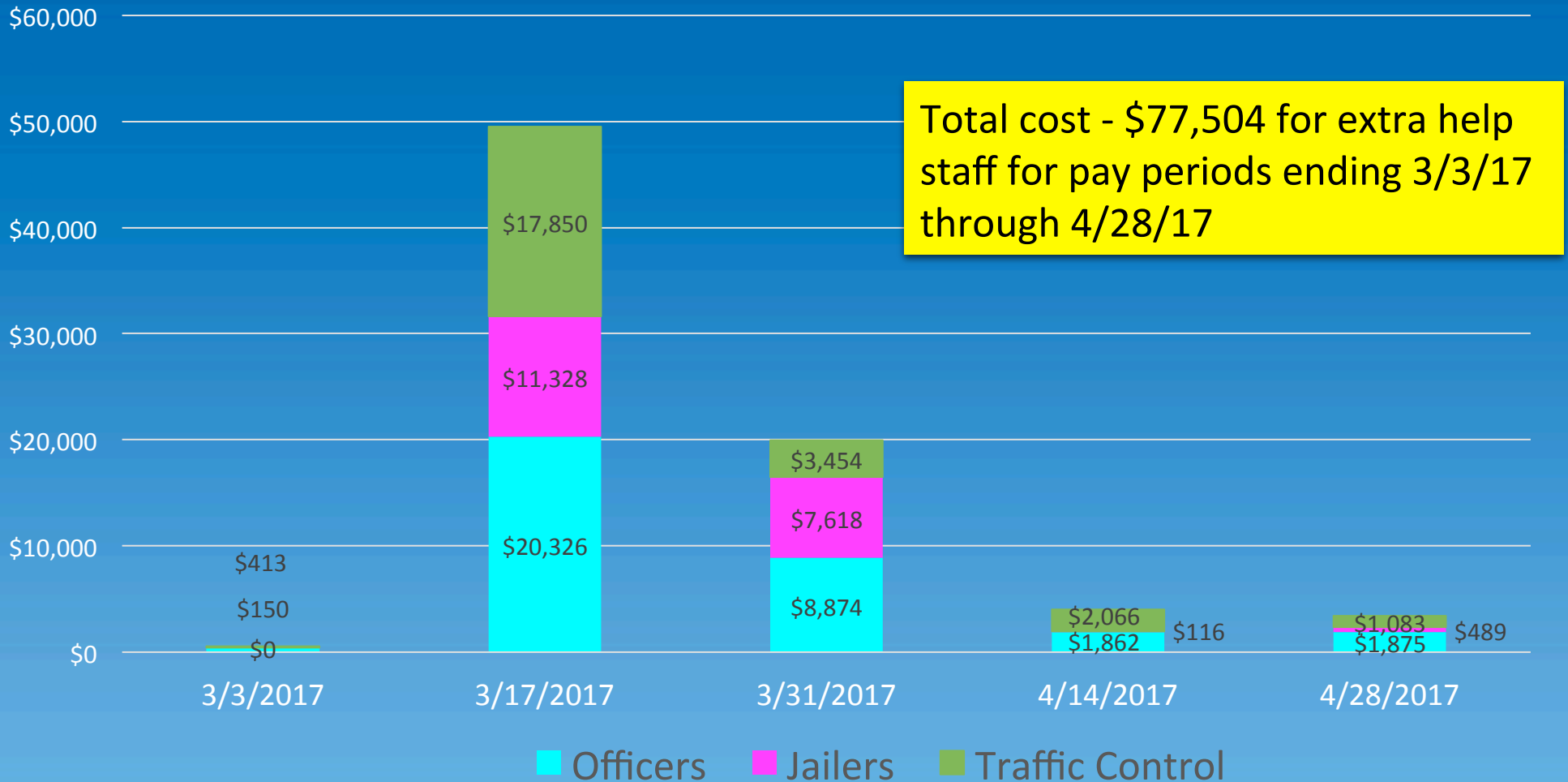
Outside agencies that provided assistance

Federal Agencies

- H.I.D.T.A. (Dept. of Homeland Security) worked several covert law enforcement operations in our area during Texas week.
- D.E.A. also worked several law enforcement operations during Texas week in our area as they have done in past years.



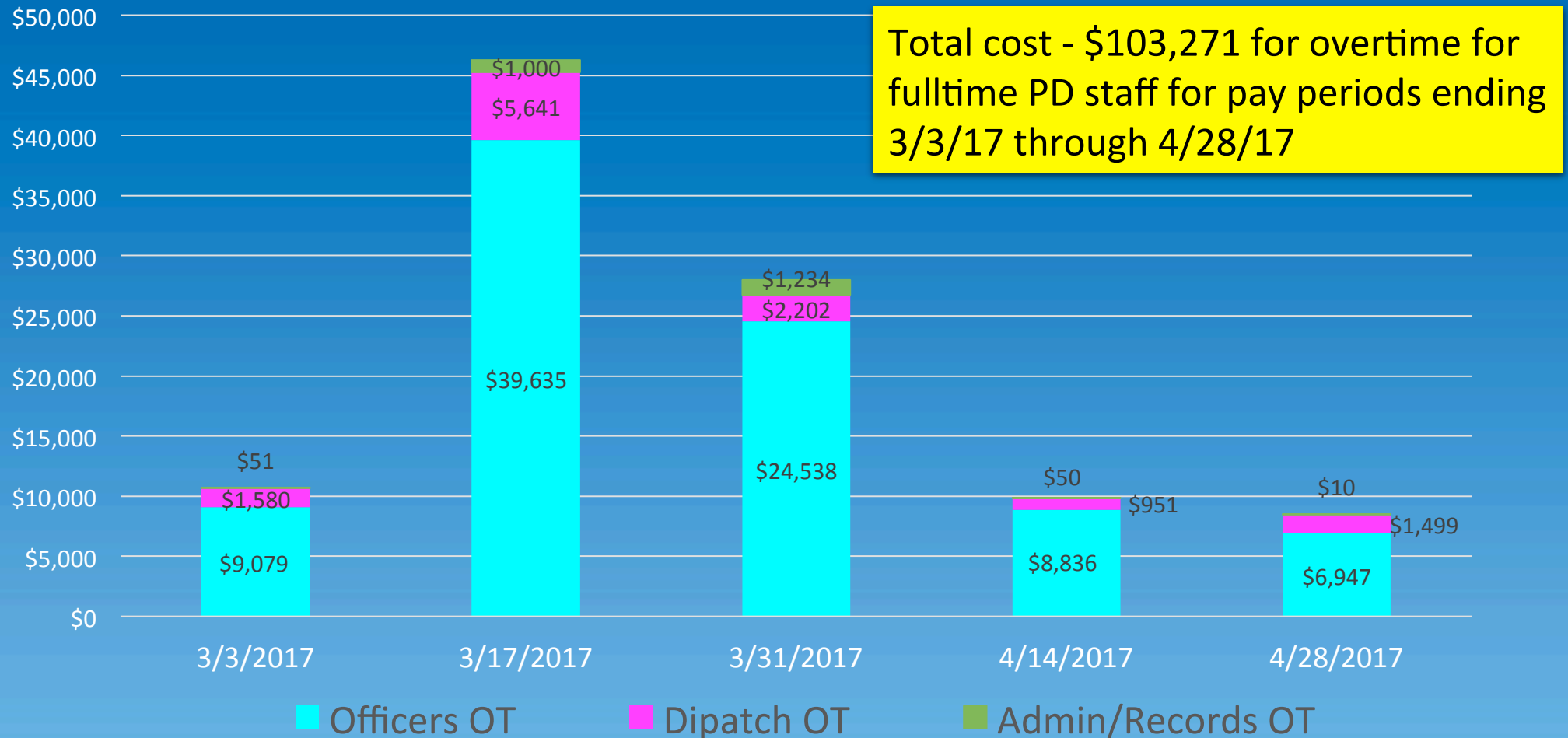
Cost analysis for temporary employees patrol officers, jailers and traffic control



*Note – Officers include those part time officers specifically assigned to beach



Cost analysis for department staff related to overtime





Housing for temporary assistance

- Housing for extra help – patrol officers, jailers and traffic control was at the Convention Center. There was a person monitoring the door from the traffic control division so the cost is included in the traffic total.
- Housing for Department of Public Safety and Texas Parks & Wildlife was provided by each agency at their own cost.



Major issues faced and solutions for the future

Mental Health:

When officers come across violators that also suffer from mental health issues, it becomes very time consuming for the officers. From the onsite of identifying and/or categorizing the individual up to the point where the subject is getting the professional assistance needed, it could take anywhere from several hours to a full shift.

Utilizing the mental health task force is essential during Spring Break for efficient policing.



Major issues faced and solutions continued

Juvenile Arrest:

When officers arrest violators under the age of 17, the requirements are completely different. PD must assign personnel to watch over the juvenile, make parental notification, attempt to get county juvenile division to accept the subject, often file a case report with CPS, possibly transport them to Harlingen to the juvenile facility and file the RMS report. This could take an officer an entire shift.

Reaching out to the juvenile facility prior to Spring Break to enhance communications will help in the future.



Major issues faced and solutions continued

Short-Term Rentals /neighborhood issues

Throughout the year, particularly during event periods, SPI-PD is faced with addressing calls related to loud music and disorderly conduct occurring at private residences rented to visitors on a short-term basis.

Gaining access and identifying the responsible key holders is all too often difficult and time consuming. Over the years, SPI-PD has gained skills at addressing these situations.

More cooperation between landlords and police is needed to assure we are best able to handle these situations.



Major issues faced and solutions continued

House parties and pop up block parties became more significant this year compared to previous years. The failure of attendees to disperse on police arrival caused concern in these neighborhoods but ultimately a greater police presence moved the crowd on.

Tools have been identified to assist police in the future in dispersing large crowds. Social media monitoring in the E.O.C. will also be used in crowd control measures. The expanded deployment of cameras to surveil large mass gatherings with monitoring in the E.O.C. can direct resources where and when appropriate.

Currently the City's two workshop committees (Mass Gatherings and Short-Term Rentals) are assisting by crafting procedures to follow. This will greatly assist responding officers in conducting their jobs.



Major issues faced and solutions continued

Vehicle Traffic:

SPI-PD identifies traffic congestion, utilizes trained personnel placed in key positions, and placement of cones and other traffic control equipment to enhance traffic flow. Keeping updated on major event locations, start and completion times of events and where traffic congestion might occur is critical.

Event permitting and prior notification will greatly assist in the planning stages to ensure we have needed resources available. Cameras in the EOC also help to identify areas that are becoming problematic.



Major issues faced and solutions continued

Cell phone and mobile device connectivity:

When the island experiences large amount of visitors i.e. Spring Break, our broadband and/or internet, along with cell phone service, becomes fragmented. In many areas such as the beach, we often have no service at all.

More towers and temporary cell boosters will greatly assist with connectivity. SPI is currently working with providers to facilitate this. We are currently working with DPS to get on a broadband network for first responders.