


NOTICE OF MEETING
THE CITY OF SOUTH PADRE ISLAND
THE CONVENTION & VISITORS ADVISORY BOARD
AUGUST 17, 2011

Notice is hereby given that the Convention and Visitors Advisory Board of the City of South Padre Island, Texas will hold a **Meeting on Wednesday, August 17, 2011 at 2:00p.m.,** in the **Municipal Building Joyce H. Adams Board Room, 2nd Floor, 4601 Padre Boulevard,** South Padre Island, Texas.

AGENDA

1. Call to order
2. Pledge of Allegiance
3. Public announcements and comments: *This is an opportunity for citizens to speak to the CVA relating to agenda or non-agenda items. Speakers are required to address the CVA at the podium and give their name before addressing their concerns. (Note: State law will not permit the CVA to discuss, debate or consider items that are not on the agenda. Citizen comments may be referred to Convention and Visitors Bureau staff or may be placed on the agenda of a future CVA meeting.)*
4. Consent agenda
 - A. Approval of minutes for July 13, 2011 meeting
5. Review of monthly and year to date revenues, expenditures and financial statements
6. Staff Showcase
 - A. Presentation by staff member concerning their duties: Connie Ledbetter
7. Budget Committee report
 - A. Discussion and action concerning proposed 2011-2012 CVB operating budget
8. Update on Convention Centre expansion
9. Marketing Committee report
10. Discussion and action concerning designation of Sand Castle Days as a special event
11. Discussion and action concerning advertising, including recent and planned ad placements, web usage statistics and recent public relations efforts
12. Set New Meeting date / agenda items for next meeting
13. Adjourn

Dated this, the 12th day of August 2011.

CITY OF SOUTH PADRE ISLAND

Dora Garcia, Executive Assistant, CVB

I, the undersigned authority, do hereby certify that the above Notice of Meeting of the South Padre Island Convention and Visitors Authority Board is a true and correct copy of said Notice on the bulletin board at the City Hall of said City of South Padre Island, Texas on August 12, 2011 at 1:30 p.m. and it remained so posted continuously for at least 72 hours preceding the scheduled time of said Meeting.

CITY OF SOUTH PADRE ISLAND

Dinora Garcia
Dinora Garcia, Executive Assistant, CVB

NOTE: This facility is wheelchair accessible and accessible parking spaces are available. Requests for accommodations or interpretive services must be made 48 hours prior to this meeting. Please contact Jay Mitchim, ADA designated responsible party, at (956) 761-1025.

NOTE: There may be one or more members of the South Padre Island City Council attending this meeting, and if so, this statement satisfies the requirements of the OPEN MEETINGS ACT.



CONVENTION AND VISITORS AUTHORITY

**SPECIAL MEETING OF THE CONVENTION & VISITORS AUTHORITY
BOARD
MEETING MINUTES
JULY 19, 2011**

I. CALL TO ORDER

The Convention and Visitors Authority Board of South Padre Island, Texas held a special meeting Wednesday, July 19, 2011 in the Visitors Center, 600 Padre Boulevard, South Padre Island, Texas. Chairman Mike Bigelow called the meeting to order at 9:30a.m. A quorum was present: Joy Hartung, Joe Ricco, Lynn Tate, Pamela Romer, Rene Valdez, Bryan Pinkerton, Bob Friedman, Darla Jones and Dan Quandt.

Excused Absent: Daniel Salazar, Barry Patel, Michael Jones and Jose Mulet

II. PLEDGE OF ALLEGIANCE

Chairman Mike Bigelow led the Pledge of Allegiance

III. PUBLIC ANNOUNCEMENTS AND COMMENTS

IV. DISCUSSION AND ACTION CONCERNING ADJUSTMENTS TO THE 2011-2012 BUDGET

Mr. Bryan Pinkerton moved to approve the adjustments to the 2011-2012 budget as presented with any excess in revenue or savings in expenditures be moved to reserves, seconded by Ms. Lynn Tate. Vote taken and motion passed unanimously.

V. ADJOURN

There being no further business, Chairman Mike Bigelow adjourned the meeting.



CONVENTION AND VISITORS AUTHORITY

**MEETING OF THE CONVENTION & VISITORS AUTHORITY BOARD
MEETING MINUTES
JULY 13, 2011**

I. CALL TO ORDER

The Convention and Visitors Authority Board of South Padre Island, Texas held a regular meeting Wednesday, July 13, 2011 in the Joyce H. Adams Board Room, 2nd Floor, 4601 Padre Boulevard, South Padre Island, Texas. Chairman Mike Bigelow called the meeting to order at 2:00p.m. A quorum was present: Joy Hartung, Joe Ricco, Jose Mulet, Michael Jones, Pamela Romer, Rene Valdez, Bryan Pinkerton, Bob Friedman, Darla Jones and Dan Quandt.

Excused Absent: Daniel Salazar, Barry Patel and Lynn Tate

II. PLEDGE OF ALLEGIANCE

Chairman Mike Bigelow led the Pledge of Allegiance

III. PUBLIC ANNOUNCEMENTS AND COMMENTS

IV. APPROVE CONSENT AGENDA

A. APPROVAL OF MINUTES OF THE JUNE 8, 2011

Ms. Joy Hartung moved to approve the minutes, seconded by Ms. Darla Jones. Motion passed unanimously.

**V. REVIEW OF MONTHLY AND YEAR TO DATE REVENUES,
EXPENDITURES AND FINANCIAL STATEMENTS**

VI. STAFF SHOWCASE

**A. PRESENTATION BY STAFF MEMBER CONCERNING THEIR
DUTIES – URBANO GONZALEZ**

VII. HISTORIC PRESERVATION REPORT

**A. COMMENTS CONCERNING WALL OF HONOR
RECOMMENDATIONS TO THE CITY COUNCIL**

VIII. BUDGET COMMITTEE REPORT

A. DISCUSSION AND ACTION CONCERNING PROPOSED 2011-2012 CVB OPERATING BUDGET

Ms. Darla Jones moved to approve the proposed 2011-2012 CVB operating budget with an amendment taking the 350,000 increase for media placement from sales and marketing and move 39,000.00 to help pay for the lobbyist. The remaining 311,000 would go into reserves. Motion died for lack of second.

Rene Valdez moved to accept the proposed 2011-2012 CVB operating budget, seconded by Mr. Bryan Pinkerton.

Vote was taken, motion passed with five votes in favor, (Bryan Pinkerton, Rene Valdez, Pamela Romer, Bob Friedman and Mike Bigelow). Three votes opposed, (Darla Jones, Joe Ricco and Joy Hartung).

IX. UPDATE ON CONVENTION CENTRE EXPANSION

X. MARKETING COMMITTEE REPORT

A. DISCUSSION AND ACTION CONCERNING CONTRACT WITH THE CE GROUP FOR EVENT SPONSORSHIP SOLICITATION AND EVENT MANAGEMENT

Mr. Joe Ricco moved to approve the contract with the CE Group for event sponsorship solicitation and event management and extend it until November 2011 for re-evaluation, seconded by Ms. Darla Jones. Vote taken, motion passed unanimously.

B. DISCUSSION AND ACTION TO ISSUE REQUESTS FOR QUALIFICATIONS FOR A YEAR-ROUND STILL PHOTOGRAPHER AND VIDEOGRAPHER

Rene Valdez moved to approve the requests for qualification for a year-round still photographer and videographer with a cap of \$25,000.00, seconded by Mr. Bob Friedman. Vote taken, motion passed unanimously.

C. DISCUSSION AND ACTION CONCERNING MAKING THE OPERATION OF SAND CASTLE DAYS A RESPONSIBILITY OF THE CONVENTION AND VISITORS BUREAU

Mr. Bob Friedman moved to approve making the operation of Sand Castle Days a responsibility of the Convention and Visitors Bureau, seconded by Mr. Rene Valdez. Vote taken, motion passed unanimously.

D. DISCUSSION AND ACTION CONCERNING LICENSING AGREEMENT WITH CAMERON COUNTY CONCERNING SAND CASTLE DAYS IN ISLA BLANCA PARK

Ms. Joy Hartung moved to approve the licensing agreement with Cameron County concerning Sand Castle Days in Isla Blanca Park, seconded by Mr. Joe Ricco. Vote taken, motion passed unanimously.

E. DISCUSSION AND ACTION CONCERNING RECOMMENDING BIRDING CENTER MARKETING PLAN TO THE SOUTH PADRE ISLAND ECONOMIC DEVELOPMENT CORPORATION, THE SOUTH PADRE ISLAND BIRDING AND NATURE CENTER BOARD OF DIRECTORS AND THE CITY COUNCIL

Mr. Bob Friedman moved to approve recommending a birding center marketing plan to the South Padre Island Economic Development Corporation, The South Padre Island Birding and Nature Center Board of Directors and the City Council, seconded by Joe Ricco. Vote was taken, motion passed unanimously.

XI. DISCUSSION AND ACTION CONCERNING ADVERTISING, INCLUDING RECENT AND PLANNED AD PLACEMENTS, WEB USAGE STATISTICS AND RECENT PUBLIC RELATIONS EFFORTS

Mr. Steve Atkins discussed the details of their report concerning advertising, showing recent ad placements, internet statistics and the current public relations activity.

No action was taken at this time.

XII. SET NEW MEETING DATE / AGENDA ITEMS FOR NEXT MEETING

Next meeting scheduled for August 17, 2011, 2:00p.m. in the Joyce H. Adams Board Room, 2nd Floor, 4601 Padre Boulevard, South Padre Island, Texas.

XIII. ADJOURN

There being no further business, Chairman Mike Bigelow adjourned the meeting.



Memo

To: Convention & Visitors Authority Board
From: Beth Free, CFO
City of South Padre Island
CC: Dan Quandt
Date: August 3, 2011
Re: Convention Center Financial Statements

The financial statements for the Convention and Visitors Bureau are attached. The financial statements include the Balance Sheets as of July 31, 2011 and 2010 respectively as well as the Operating Statement for the ten months then ended for both 2011 and 2010. The summary statements include budgetary information compared to the actual amounts expended. The statements are in summary form with the income and expenditure detailed line items attached. The detail listing is solely for the July activity. The summary statements and line item detail reports include expenditures as well as encumbrances. An encumbrance is a purchase order or contract and represents a commitment by the CVB to acquire goods or services which have not been provided or for which an invoice has not been processed as of the statement date. Those line items that exceed the authorized levels of expenditure have the amounts bracketed in the column labeled "Unencumbered Balance".

Please contact me at 956-761-3049 at your earliest convenience should you have any questions.

"A Certified Retirement Community"

4601 Padre Boulevard • South Padre Island, Texas 78597 • 956.761.6456 • Fax 956.761.3892

City of South Padre Island
 Convention & Visitor's Bureau
 Balance Sheet
 July 31, 2011/2010

Assets	Hotel/Motel Fund		Conv. Centre Fund		Total	
	July 31, 2011	July 31, 2010	July 31, 2011	July 31, 2010	July 31, 2011	July 31, 2010
Cash and cash equivalents	\$0.00	\$0.00	\$984,119.75	\$928,420.79	\$984,119.75	\$928,420.79
Receivables	\$8,094.37	\$6,216.03	\$1,122.21	\$1,021.23	\$9,216.58	\$7,237.26
Due from Hotel/Motel Fund	\$0.00	\$0.00	\$579,467.94	\$1,420,537.55	\$579,467.94	\$1,420,537.55
Due from other funds	\$0.00	\$0.00	\$0.00	\$0.00	\$0.00	\$0.00
Prepaid Items	\$4,350.75	\$2,960.13	\$24,360.00	\$22,200.70	\$28,710.75	\$25,160.83
TOTAL ASSETS	\$12,445.12	\$9,176.16	\$1,589,069.90	\$2,372,180.27	\$1,601,515.02	\$2,381,356.43

Liabilities and Fund Balances

Accounts Payable	\$0.00	\$0.00	\$0.00	\$669.19	\$0.00	\$669.19
Due to General Fund	\$0.00	\$0.00	\$0.00	\$0.00	\$0.00	\$0.00
Due to Convention Center Fund	\$579,467.94	\$1,420,537.55	\$0.00	\$0.00	\$579,467.94	\$1,420,537.55
Due to other funds	\$0.00	\$0.00	\$0.00	\$0.00	\$0.00	\$0.00
Reserved for Encumbrances	\$228,779.98	\$108,148.65	\$27,335.51	\$94,985.32	\$256,115.49	\$203,133.97
Other liabilities	\$72.29	\$27.53	\$526.50	\$0.00	\$598.79	\$27.53
Deferred Revenue	\$0.00	\$0.00	\$15,961.50	\$35,759.55	\$15,961.50	\$35,759.55
Total Liabilities	\$808,320.21	\$1,528,713.73	\$43,823.51	\$131,414.06	\$852,143.72	\$1,660,127.79
Fund Balance	(\$795,875.09)	(\$1,519,537.57)	\$1,545,246.39	\$2,240,766.21	\$749,371.30	\$721,228.64
Total Liabilities and Fund Balance	\$12,445.12	\$9,176.16	\$1,589,069.90	\$2,372,180.27	\$1,601,515.02	\$2,381,356.43

City of South Padre Island
 Convention & Visitor's Bureau
STATEMENT OF REVENUES, EXPENDITURES AND CHANGES IN FUND BALANCES
 For the ten months ending July 31, 2011/2010

	2011		2010		2010		2010	
	Hotel/Motel Fund		Convention Centre Fund		Budget	Actual	Total Actual	Prior Year
	Budget	Actual	Budget	Actual				
REVENUES								
Nonproperty taxes	\$3,899,432.00	\$2,211,361.37	\$1,819,568.00	\$1,036,075.31	\$5,719,000.00	\$3,247,436.68	\$3,036,944.03	
Fees and Services	\$100,000.00	\$16,122.41	\$230,500.00	\$213,945.64	\$330,500.00	\$230,068.05	\$239,662.77	
Miscellaneous	\$0.00	\$3.68	\$9,000.00	\$14,288.59	\$9,000.00	\$14,292.27	\$12,569.84	
Other Financing Sources	\$0.00	\$0.00	\$0.00	\$0.00	\$0.00	\$0.00	\$830,000.00	
Total Revenues	\$3,999,432.00	\$2,227,487.46	\$2,059,068.00	\$1,264,309.54	\$6,058,500.00	\$3,491,797.00	\$4,119,176.64	
Less other Financing Sources	\$0.00	\$0.00	\$0.00	\$0.00	\$0.00	\$0.00	\$830,000.00	
Operating Revenues	\$3,999,432.00	\$2,227,487.46	\$2,059,068.00	\$1,264,309.54	\$6,058,500.00	\$3,491,797.00	\$3,289,176.64	
EXPENDITURES (includes Encumbrances for Commitments Issued)								
Visitors Bureau	\$361,653.01	\$266,406.12	\$0.00	\$0.00	\$361,653.01	\$266,406.12	\$243,276.06	
Sales & Marketing	\$2,679,165.31	\$2,507,529.26	\$0.00	\$0.00	\$2,679,165.31	\$2,507,529.26	\$2,293,918.28	
Events Marketing	\$605,288.28	\$592,644.99	\$0.00	\$0.00	\$605,288.28	\$592,644.99	\$545,243.31	
Convention Centre	\$0.00	\$0.00	\$1,882,993.75	\$1,426,165.96	\$1,882,993.75	\$1,426,165.96	\$1,759,968.80	
Total Expenditures	\$3,646,106.60	\$3,366,580.37	\$1,882,993.75	\$1,426,165.96	\$5,529,100.35	\$4,792,746.33	\$4,842,406.45	
Less Other Adjustments :								
Debt service on 2002 Bonds (565-9470)	\$0.00	\$0.00	\$428,062.50	\$421,993.50	\$428,062.50	\$421,993.50	\$808,150.29	
Cost of Issuance New Bonds (565-0535)	\$0.00	\$0.00	\$0.00	\$0.00	\$0.00	\$0.00	\$23,945.26	
Total Debt Related Expenditures	\$0.00	\$0.00	\$428,062.50	\$421,993.50	\$428,062.50	\$421,993.50	\$832,095.55	
Expenditures net of Debt related Costs Excess (Deficiency) of Revenues Over	\$3,646,106.60	\$3,366,580.37	\$1,454,931.25	\$1,004,172.46	\$5,101,037.85	\$4,370,752.83	\$4,010,310.90	
(Under) Expenditures	\$353,325.40	(\$1,139,092.91)	\$176,074.25	(\$161,856.42)	\$529,399.65	(\$1,300,949.33)	(\$723,229.81)	
Fund balance - beginning	\$343,217.82	\$343,217.82	\$1,707,102.81	\$1,707,102.81	\$2,050,320.63	\$2,050,320.63	\$1,444,458.45	
Fund balance - ending	\$696,543.22	(\$795,875.09)	\$1,883,177.06	\$1,545,246.39	\$2,579,720.28	\$749,371.30	\$721,228.64	

D : HOTEL/MOTEL TAX FUND

OUNT GROUP: REVENUE ACCOUNTS

SCHEDULE OF BUDGETED AND ACTUAL REVENUES

ATION :

OUNT BERS	ACCOUNT DESCRIPTION	MONTH TO DATE COLLECTIONS	YEAR TO DATE COLLECTIONS	CURRENT MODIFIED BUDGET	UNCOLLECTED BALANCE	BUDGET PERCENT UNCOLLECTED
<u>VENTION CENTER REVENUE</u>						
		0.00	0.00	0.00	0.00	0.00
<u>-PROPERTY TAXES</u>						
10	HOTEL/MOTEL OCCUPANCY TAX	633,618.66	2,206,275.11	3,892,432.00	1,686,156.89	(43.32)
11	PENALTIES	812.66	5,247.49	6,000.00	752.51	(12.54)
12	INTEREST	22.92	138.51	1,000.00	861.49	(86.15)
13	REFUND OVERPAID TAXES	0.00	(299.74)	0.00	299.74	0.00
		634,454.24	2,211,361.37	3,899,432.00	1,688,070.63	(43.29)
<u>S AND SERVICES</u>						
51	LABEL/BROCHURES SALES	0.00	187.79	0.00	(187.79)	0.00
52	SOUVENIR SALES	875.96	9,580.74	69,000.00	59,419.26	(86.11)
53	CO-OP PARTNERS	0.00	4.30	0.00	(4.30)	0.00
55	SPONSORS	0.00	0.00	25,000.00	25,000.00	(100.00)
56	RENTAL INCOME	0.00	6,349.58	6,000.00	(349.58)	5.83
		875.96	16,122.41	100,000.00	83,877.59	(83.88)
<u>ERGOVERNMENTAL</u>						
		0.00	0.00	0.00	0.00	0.00
<u>ES AND FORFEITURES</u>						
		0.00	0.00	0.00	0.00	0.00
<u>CELLANEOUS</u>						
42	MISCELLANEOUS REVENUE	0.30	3.68	0.00	(3.68)	0.00
		0.30	3.68	0.00	(3.68)	0.00
<u>ER FINANCING SOURCES</u>						
		0.00	0.00	0.00	0.00	0.00
TOTAL REVENUE		635,330.50	2,227,487.46	3,999,432.00	1,771,944.54	(44.30)

IOD ENDING: JULY 31ST, 2011
 D : HOTEL/MOTEL TAX FUND
 OUNT GROUP: REVENUE ACCOUNTS
 ATION :

THE TOWN OF SOUTH PADRE ISLAND

SCHEDULE OF BUDGETED AND ACTUAL REVENUES

OUNT BERS	ACCOUNT DESCRIPTION	MONTH TO DATE COLLECTIONS	YEAR TO DATE COLLECTIONS	CURRENT MODIFIED BUDGET	UNCOLLECTED BALANCE	BUDGET PERCENT UNCOLLECTED
=====	=====	=====	=====	=====	=====	=====
=====	=====	=====	=====	=====	=====	=====

SCHEDULE OF BUDGETED AND ACTUAL REVENUES

ACCOUNT NUMBER	ACCOUNT DESCRIPTION	MONTH TO DATE COLLECTIONS	YEAR TO DATE COLLECTIONS	CURRENT MODIFIED BUDGET	UNCOLLECTED BALANCE	BUDGET PERCENT UNCOLLECTED
<u>CONVENTION CENTER REVENUE</u>						
00	RENTAL FEES	20,887.75	119,620.46	185,000.00	65,379.54	(35.34)
60	CONCESSION COMMISSIONS & SALES	6,153.31	70,388.45	40,000.00	(30,388.45)	75.97
70	CATERING COMMISSIONS	2,929.50	9,610.48	0.00	(9,610.48)	0.00
00	EQUIPMENT RENTAL	10.00	12,417.18	3,500.00	(8,917.18)	254.78
00	EVENT ELECTRIC FEES	0.00	1,909.07	2,000.00	90.93	(4.55)
		=====	=====	=====	=====	=====
		29,980.56	213,945.64	230,500.00	16,554.36	(7.18)
		=====	=====	=====	=====	=====
<u>-PROPERTY TAXES</u>						
10	HOTEL/MOTEL OCCUPANCY TAX	295,753.18	1,030,928.69	1,815,568.00	784,639.31	(43.22)
11	PENALTIES	331.47	5,230.40	4,000.00	(1,230.40)	30.76
12	INTEREST	10.70	69.32	0.00	(69.32)	0.00
13	REFUND OVERPAID TAXES	0.00	(153.10)	0.00	153.10	0.00
		=====	=====	=====	=====	=====
		296,095.35	1,036,075.31	1,819,568.00	783,492.69	(43.06)
		=====	=====	=====	=====	=====
<u>REGOVERNMENTAL</u>						
		=====	=====	=====	=====	=====
		0.00	0.00	0.00	0.00	0.00
		=====	=====	=====	=====	=====
<u>CELLANEOUS</u>						
40	INTEREST REVENUE	0.00	9,021.08	1,000.00	(8,021.08)	802.11
42	MISCELLANEOUS REVENUE	1,034.11	5,267.51	8,000.00	2,732.49	(34.16)
		=====	=====	=====	=====	=====
		1,034.11	14,288.59	9,000.00	(5,288.59)	58.76
		=====	=====	=====	=====	=====
<u>ER FINANCING SOURCES</u>						
		=====	=====	=====	=====	=====
		0.00	0.00	0.00	0.00	0.00
		=====	=====	=====	=====	=====
TOTAL REVENUE		327,110.02	1,264,309.54	2,059,068.00	794,758.46	(38.60)
		=====	=====	=====	=====	=====

D :02 -HOTEL/MOTEL TAX FUND

SCHEDULE OF BUDGETED, ACTUAL AND ENCUMBERED EXPENDITURES

ARTMENT : VISITORS BUREAU
 ATION :

ACCOUNT	DESCRIPTION	YEAR TO DATE		CURRENT	UNENCUMBERED	BUDGET		
		EXPENDITURES	ENCUMBRANCES					
-0010	SUPERVISION	2,930.48	0.00	30,142.08	30,142.08	38,096.34	7,954.26	20.88
-0010-01	EXEMPT	0.00	0.00	0.00	0.00	0.00	0.00	0.00
-0010-02	NON EXEMPT	0.00	0.00	0.00	0.00	0.00	0.00	0.00
-0020	CLERICAL	0.00	0.00	0.00	0.00	0.00	0.00	0.00
-0030	LABOR	2,631.08	0.00	24,684.51	24,684.51	26,347.78	1,663.27	6.31
-0040	TEMPORARY EMPLOYEES	996.88	0.00	11,702.78	11,702.78	33,000.00	21,297.22	64.54
-0060	OVERTIME	0.00	0.00	0.00	0.00	0.00	0.00	0.00
-0070	MEDICARE	186.53	0.00	1,851.87	1,851.87	3,877.95	2,026.08	52.25
-0080	TMRS	633.54	0.00	6,348.52	6,348.52	12,394.89	6,046.37	48.78
-0081	GROUP INSURANCE	805.14	0.00	8,749.75	8,749.75	9,699.96	950.21	9.80
-0083	WORKERS COMPENSATION	0.00	0.00	361.27	361.27	373.87	12.60	3.37
-0084	UNEMPLOYMENT TAX	49.69	0.00	436.21	436.21	487.22	51.01	10.47
-0085	LONGEVITY	0.00	0.00	2,275.00	2,275.00	2,275.00	0.00	0.00
-0090	MERIT ADJUSTMENTS	0.00	0.00	0.00	0.00	600.00	600.00	100.00
		8,233.34	0.00	86,551.99	86,551.99	127,153.01	40,601.02	31.93

DS AND SUPPLIES

-0101	OFFICE SUPPLIES	378.35	0.00	3,633.14	3,633.14	4,000.00	366.86	9.17
-0102	LOCAL MEETINGS	0.00	0.00	18.00	18.00	100.00	82.00	82.00
-0103	VIDEO CASSETTES	0.00	0.00	0.00	0.00	0.00	0.00	0.00
-0104	FUELS & LUBRICANTS	74.33	0.00	407.19	407.19	300.00	107.19	35.73
-0107	BOOKS & PERIODICALS	0.00	0.00	117.00	117.00	150.00	33.00	22.00
-0108	POSTAGE	7,128.69	0.00	73,409.91	73,409.91	70,000.00	3,409.91	4.87
-0109	PHOTOGRAPHIC SUPPLIE	0.00	0.00	0.00	0.00	100.00	100.00	100.00
-0110	FLAGS	0.00	0.00	75.00	75.00	150.00	75.00	50.00
-0111	TIRES & TUBES	0.00	0.00	0.00	0.00	400.00	400.00	100.00
-0113	BATTERIES	0.00	0.00	13.82	13.82	50.00	36.18	72.36
-0114	MEDICAL SUPPLIES	0.00	0.00	0.00	0.00	100.00	100.00	100.00
-0115	LAMPS & GLOBES	0.00	0.00	213.49	213.49	500.00	286.51	57.30
-0116	AWARDS	0.00	0.00	0.00	0.00	300.00	300.00	100.00
-0117	SAFETY SUPPLIES	0.00	0.00	0.00	0.00	0.00	0.00	0.00
-0118	PRINTING	0.00	0.00	287.35	287.35	1,500.00	1,212.65	80.84
-0130	WEARING APPAREL	0.00	0.00	114.90	114.90	500.00	385.10	77.02
-0150	MINOR TOOLS & EQUIPM	0.00	0.00	278.37	278.37	1,000.00	721.63	72.16
-0160	LAUNDRY & JANITORIAL	519.72	0.00	3,726.41	3,726.41	5,500.00	1,773.59	32.25
-0180	INFORMATION TECHNOLO	0.00	0.00	0.00	0.00	1,400.00	1,400.00	100.00
-0190	SOFTWARE	0.00	0.00	0.00	0.00	500.00	500.00	100.00
		8,101.09	0.00	82,294.58	82,294.58	86,550.00	4,255.42	4.92

D :02 -HOTEL/MOTEL TAX FUND

SCHEDULE OF BUDGETED, ACTUAL AND ENCUMBERED EXPENDITURES

ARTMENT : VISITORS BUREAU

ATION :

QUANT	ACCOUNT	-- MONTH --		YEAR TO DATE		CURRENT	UNENCUMBERED	BUDGET
		EXPENDITURES	ENCUMBRANCES	EXPENDITURES	TOTALS	MODIFIED BUDGET	BALANCE	PERCENT REMAINING
<u>K GOODS AND SUPPLIES</u>								
-0210	COLLATERAL PIECES	0.00	0.00	2,545.00	2,545.00	15,000.00	12,455.00	83.03
-0230	PROMOTION ITEMS	0.00	0.00	42,623.45	42,623.45	50,000.00	7,376.55	14.75
		0.00	0.00	45,168.45	45,168.45	65,000.00	19,831.55	30.51
<u>AIR AND MAINTENANCE</u>								
-0401	FURNITURE/FIXTURES	0.00	0.00	0.00	0.00	1,000.00	1,000.00	100.00
-0410	MACHINERY & EQUIPMEN	0.00	0.00	0.00	0.00	0.00	0.00	0.00
-0411	BUILDINGS & STRUCTUR	128.97	0.00	2,147.84	2,147.84	22,500.00	20,352.16	90.45
-0412	LANDSCAPE	325.00	325.00	4,780.95	5,105.95	6,500.00	1,394.05	21.45
-0415	SERVICE CONTRACTS	714.92	2,040.97	8,931.47	10,972.44	12,000.00	1,027.56	8.56
-0418	PARKING LOTS	0.00	0.00	0.00	0.00	300.00	300.00	100.00
-0420	MOTOR VEHICLES	0.00	0.00	72.82	72.82	300.00	227.18	75.73
-0427	PLUMBING	0.00	0.00	219.85	219.85	300.00	80.15	26.72
		1,168.89	2,365.97	16,152.93	18,518.90	42,900.00	24,381.10	56.83
<u>CELLANEOUS SERVICES</u>								
-0501	COMMUNICATIONS	613.59	0.00	7,048.17	7,048.17	7,000.00	(48.17)	(0.69)
-0510	RENTAL OF EQUIPMENT	0.00	0.00	2,672.65	2,672.65	3,000.00	327.35	10.91
-0513	TRAINING EXPENSE	0.00	0.00	0.00	0.00	500.00	500.00	100.00
-0520	INSURANCE	1,450.25	0.00	7,261.88	7,261.88	7,000.00	(261.88)	(3.74)
-0530	PROFESSIONAL SERVICE	90.81	0.00	4,319.13	4,319.13	5,000.00	680.87	13.62
-0540	ADVERTISING	0.00	0.00	0.00	0.00	150.00	150.00	100.00
-0550	TRAVEL EXPENSE	148.92	0.00	148.92	148.92	1,000.00	851.08	85.11
-0551	DUES & MEMBERSHIPS	0.00	0.00	15.00	15.00	200.00	185.00	92.50
-0558	DECORATIONS	0.00	0.00	417.94	417.94	500.00	82.06	16.41
-0580	ELECTRICITY	1,254.38	0.00	10,173.71	10,173.71	13,200.00	3,026.29	22.93
-0581	WATER,SEWER & GARBAG	217.26	0.00	1,814.80	1,814.80	2,500.00	685.20	27.41
-0598	LAND LEASE	0.00	0.00	0.00	0.00	0.00	0.00	0.00
		3,775.21	0.00	33,872.20	33,872.20	40,050.00	6,177.80	15.43
<u>IPMNT > \$5,000 OUTLAY</u>								
-1001	BUILDINGS & STRUCTUR	0.00	0.00	0.00	0.00	0.00	0.00	0.00
-1004	MACHINERY & EQUIPMEN	0.00	0.00	0.00	0.00	0.00	0.00	0.00
-1007	MOTOR VEHICLES	0.00	0.00	0.00	0.00	0.00	0.00	0.00
-1011	INFORMATION TECHNOLO	0.00	0.00	0.00	0.00	0.00	0.00	0.00
		0.00	0.00	0.00	0.00	0.00	0.00	0.00

D :02 -HOTEL/MOTEL TAX FUND

SCHEDULE OF BUDGETED, ACTUAL AND ENCUMBERED EXPENDITURES

ARTMENT : VISITORS BUREAU
 ATION :

COUNT BERS	ACCOUNT DESCRIPTION	-- MONTH --		YEAR TO DATE		CURRENT MODIFIED BUDGET	UNENCUMBERED BALANCE	BUDGET PERCENT REMAINING
		EXPENDITURES	ENCUMBRANCES	EXPENDITURES	TOTALS			
<u>C ADJUSTMENTS</u>								
-9999	BUDGET DEPT ADJ	0.00	0.00	0.00	0.00	0.00	0.00	0.00
		0.00	0.00	0.00	0.00	0.00	0.00	0.00
DEPARTMENT TOTAL		21,278.53	2,365.97	264,040.15	266,406.12	361,653.01	95,246.89	26.34

D :02 -HOTEL/MOTEL TAX FUND

SCHEDULE OF BUDGETED, ACTUAL AND ENCUMBERED EXPENDITURES

ARTMENT : SALES & MARKETING

ATION :

ACCOUNT NUMBER	ACCOUNT DESCRIPTION	-- MONTH --		YEAR TO DATE		CURRENT	UNENCUMBERED	BUDGET
		EXPENDITURES	ENCUMBRANCES	EXPENDITURES	TOTALS	MODIFIED BUDGET	BALANCE	PERCENT REMAINING
<u>SONNEL SERVICES</u>								
-0010	SUPERVISION	11,109.26	0.00	114,293.61	114,293.61	144,420.50	30,126.89	20.86
-0010-01	EXEMPT	0.00	0.00	0.00	0.00	0.00	0.00	0.00
-0010-02	NON EXEMPT	0.00	0.00	0.00	0.00	0.00	0.00	0.00
-0020	CLERICAL	11,711.56	0.00	120,618.50	120,618.50	151,867.85	31,249.35	20.58
-0030	LABOR	9,941.92	0.00	102,259.75	102,259.75	129,245.29	26,985.54	20.88
-0040	TEMPORARY EMPLOYEES	175.47	0.00	1,818.23	1,818.23	3,000.00	1,181.77	39.39
-0060	OVERTIME	25.03	0.00	3,201.49	3,201.49	0.00	(3,201.49)	0.00
-0070	MEDICARE	545.15	0.00	5,777.54	5,777.54	8,242.43	2,464.89	29.90
-0080	TMRS	4,764.33	0.00	46,065.90	46,065.90	54,509.48	8,443.58	15.49
-0081	GROUP INSURANCE	4,006.81	0.00	42,960.59	42,960.59	48,846.89	5,886.30	12.05
-0083	WORKERS COMPENSATION	0.00	0.00	1,588.78	1,588.78	1,644.20	55.42	3.37
-0084	UNEMPLOYMENT TAX	46.03	0.00	755.30	755.30	2,142.67	1,387.37	64.75
-0085	LONGEVITY	0.00	0.00	4,673.50	4,673.50	5,046.00	372.50	7.38
-0090	MERIT ADJUSTMENTS	517.63	0.00	2,516.72	2,516.72	5,000.00	2,483.28	49.67
-0095	SALES INCENTIVE	2,213.28	0.00	18,654.94	18,654.94	30,000.00	11,345.06	37.82
		=====	=====	=====	=====	=====	=====	=====
		45,056.47	0.00	465,184.85	465,184.85	583,965.31	118,780.46	20.34
		=====	=====	=====	=====	=====	=====	=====

DS AND SUPPLIES

-0101	OFFICE SUPPLIES	0.00	39.00	7,155.18	7,194.18	7,000.00	(194.18)	(2.77)
-0102	LOCAL MEETINGS	226.69	0.00	7,512.91	7,512.91	10,000.00	2,487.09	24.87
-0103	VIDEO MEDIA	0.00	0.00	0.00	0.00	0.00	0.00	0.00
-0104	FUELS & LUBRICANTS	107.89	0.00	1,967.73	1,967.73	1,200.00	(767.73)	(63.98)
-0107	BOOKS & PERIODICALS	65.89	0.00	653.89	653.89	1,000.00	346.11	34.61
-0108	POSTAGE	290.96	0.00	1,330.80	1,330.80	3,500.00	2,169.20	61.98
-0109	PHOTOGRAPHIC SUPPLIE	0.00	0.00	1,547.75	1,547.75	6,000.00	4,452.25	74.20
-0118	PRINTING	56.20	0.00	458.08	458.08	1,000.00	541.92	54.19
-0130	WEARING APPAREL	7.00	0.00	1,317.21	1,317.21	2,000.00	682.79	34.14
-0150	MINOR TOOLS & EQUIPM	99.98	0.00	3,938.10	3,938.10	3,500.00	(438.10)	(12.52)
-0160	LAUNDRY & JANITORIAL	0.00	0.00	0.00	0.00	0.00	0.00	0.00
-0180	INFORMATION TECHNOLO	0.00	0.00	0.00	0.00	0.00	0.00	0.00
-0190	SOFTWARE	0.00	0.00	0.00	0.00	0.00	0.00	0.00
		=====	=====	=====	=====	=====	=====	=====
		854.61	39.00	25,881.65	25,920.65	35,200.00	9,279.35	26.36
		=====	=====	=====	=====	=====	=====	=====

K GOODS AND SUPPLIES

-0210	STOCK - COLLATERAL P	0.00	0.00	0.00	0.00	4,000.00	4,000.00	100.00
-0230	STOCK - PROMOTION IT	1,720.94	828.29	20,283.24	21,111.53	35,000.00	13,888.47	39.68
		=====	=====	=====	=====	=====	=====	=====
		1,720.94	828.29	20,283.24	21,111.53	39,000.00	17,888.47	45.87
		=====	=====	=====	=====	=====	=====	=====

D :02 -HOTEL/MOTEL TAX FUND

SCHEDULE OF BUDGETED, ACTUAL AND ENCUMBERED EXPENDITURES

ARTMENT : SALES & MARKETING
 ATION :

QUANT	ACCOUNT DESCRIPTION	-- MONTH --		YEAR TO DATE		CURRENT MODIFIED BUDGET	UNENCUMBERED BALANCE	BUDGET PERCENT REMAINING
		EXPENDITURES	ENCUMBRANCES	EXPENDITURES	TOTALS			
<u>AIR AND MAINTENANCE</u>								
-0401	FURNITURE & FIXTURES	370.46	0.00	370.46	370.46	500.00	129.54	25.91
-0410	MACHINERY & EQUIPMEN	0.00	0.00	0.00	0.00	0.00	0.00	0.00
-0412	LANDSCAPE	0.00	0.00	0.00	0.00	0.00	0.00	0.00
-0415	SERVICE CONTRACTS	1,633.91	0.00	17,031.98	17,031.98	16,500.00 (531.98) (3.22)
-0420	MOTOR VEHICLES	0.00	0.00	0.00	0.00	0.00	0.00	0.00
		=====	=====	=====	=====	=====	=====	=====
		2,004.37	0.00	17,402.44	17,402.44	17,000.00 (402.44) (2.37)
		=====	=====	=====	=====	=====	=====	=====
<u>CELLANEOUS SERVICES</u>								
-0501	COMMUNICATIONS	1,183.12	150.00	16,090.00	16,240.00	21,500.00	5,260.00	24.47
-0510	RENTAL OF EQUIPMENT	0.00	0.00	0.00	0.00	0.00	0.00	0.00
-0511	AUTO ALLOWANCE	500.00	0.00	5,000.00	5,000.00	6,000.00	1,000.00	16.67
-0513	TRAINING EXPENSE	295.00	0.00	7,035.00	7,035.00	7,500.00	465.00	6.20
-0520	INSURANCE	0.00	0.00	0.00	0.00	0.00	0.00	0.00
-0530	PROFESSIONAL SERVICE	22,856.60	43,579.12	198,061.40	241,640.52	259,000.00	17,359.48	6.70
-0531	MEDIA PLACEMENT	53,722.11	145,656.86	1,045,639.07	1,191,295.93	1,150,000.00 (41,295.93) (3.59)
-0533	MARKETING	1,729.72	0.00	99,303.24	99,303.24	80,000.00 (19,303.24) (24.13)
-0534	AIRPORT SHUTTLE SERV	0.00	6,071.48	75,526.61	81,598.09	100,000.00	18,401.91	18.40
-0535	FAMILIARIZATION TOUR	4,373.00	0.00	11,654.12	11,654.12	16,000.00	4,345.88	27.16
-0537	PRODUCTION	510.00	0.00	63,791.20	63,791.20	75,000.00	11,208.80	14.95
-0538	CONVENTION SERVICES	220.24	1,147.49	43,453.45	44,600.94	45,000.00	399.06	0.89
-0540	ADVERTISING	0.00	0.00	740.00	740.00	0.00 (740.00)	0.00
-0545	NON-LOCAL MEETINGS	0.00	0.00 (275.00) (275.00)	0.00	275.00	0.00
-0550	TRAVEL EXPENSE	10,515.49	0.00	62,380.41	62,380.41	75,000.00	12,619.59	16.83
-0550-001	CC CHGS DQ	0.00	0.00	0.00	0.00	0.00	0.00	0.00
-0550-002	CC CHGS CL	0.00	0.00	0.00	0.00	0.00	0.00	0.00
-0550-003	CC CHGS MZ	0.00	0.00	0.00	0.00	0.00	0.00	0.00
-0550-004	CC CHGS DA	0.00	0.00	0.00	0.00	0.00	0.00	0.00
-0550-005	CC CHGS LD	0.00	0.00	0.00	0.00	0.00	0.00	0.00
-0550-006	CC CHGS SS	0.00	0.00	0.00	0.00	0.00	0.00	0.00
-0551	DUES & MEMBERSHIPS	1,075.38	0.00	20,642.80	20,642.80	20,000.00 (642.80) (3.21)
-0553	TRADE SHOW FEES	5,167.13	0.00	41,446.56	41,446.56	54,000.00	12,553.44	23.25
-0558	DECORATIONS	0.00	0.00	0.00	0.00	0.00	0.00	0.00
-0559	INTERNET	6,133.38	16,441.77	73,558.23	90,000.00	90,000.00	0.00	0.00
-0561	HISTORIC PRESERVATIO	0.00	0.00	815.98	815.98	5,000.00	4,184.02	83.68
		=====	=====	=====	=====	=====	=====	=====
		108,281.17	213,046.72	1,764,863.07	1,977,909.79	2,004,000.00	26,090.21	1.30
		=====	=====	=====	=====	=====	=====	=====

D :02 -HOTEL/MOTEL TAX FUND

SCHEDULE OF BUDGETED, ACTUAL AND ENCUMBERED EXPENDITURES

ARTMENT : SALES & MARKETING
 ATION :

QUANTITIES	ACCOUNT DESCRIPTION	-- MONTH --		YEAR TO DATE		CURRENT MODIFIED BUDGET	UNENCUMBERED BALANCE	BUDGET PERCENT REMAINING
		EXPENDITURES	ENCUMBRANCES	EXPENDITURES	TOTALS			
<u>IPMNT > \$5,000 OUTLAY</u>								
-1001	BUILDINGS & STRUCTUR	0.00	0.00	0.00	0.00	0.00	0.00	0.00
-1004	MACHINERY & EQUIPMEN	0.00	0.00	0.00	0.00	0.00	0.00	0.00
-1007	MOTOR VEHICLES	0.00	0.00	0.00	0.00	0.00	0.00	0.00
-1010	SOFTWARE	0.00	0.00	0.00	0.00	0.00	0.00	0.00
-1011	INFORMATION TECHNOLO	0.00	0.00	0.00	0.00	0.00	0.00	0.00
		0.00	0.00	0.00	0.00	0.00	0.00	0.00
<u>C ADJUSTMENTS</u>								
-9999	BUDGET DEPT ADJ	0.00	0.00	0.00	0.00	0.00	0.00	0.00
		0.00	0.00	0.00	0.00	0.00	0.00	0.00
DEPARTMENT TOTAL		157,917.56	213,914.01	2,293,615.25	2,507,529.26	2,679,165.31	171,636.05	6.41

D :02 -HOTEL/MOTEL TAX FUND

SCHEDULE OF BUDGETED, ACTUAL AND ENCUMBERED EXPENDITURES

ARTMENT : EVENTS MARKETING
 ATION :

COUNT	ACCOUNT DESCRIPTION	-- MONTH --		YEAR TO DATE		CURRENT	UNENCUMBERED	BUDGET
		EXPENDITURES	ENCUMBRANCES	EXPENDITURES	TOTALS	MODIFIED BUDGET	BALANCE	PERCENT REMAINING
<u>SONNEL SERVICES</u>								
-0010-01	EXEMPT	0.00	0.00	0.00	0.00	0.00	0.00	0.00
-0010-02	NON EXEMPT	0.00	0.00	0.00	0.00	0.00	0.00	0.00
-0030	LABOR	3,489.46	0.00	35,891.59	35,891.59	45,363.09	9,471.50	20.88
-0040	TEMPORARY EMPLOYEES	0.00	0.00	0.00	0.00	0.00	0.00	0.00
-0060	OVERTIME	0.00	0.00	0.00	0.00	0.00	0.00	0.00
-0070	MEDICARE	63.75	0.00	554.09	554.09	852.83	298.74	35.03
-0080	TMRS	445.96	0.00	4,294.87	4,294.87	5,770.19	1,475.32	25.57
-0081	GROUP INSURANCE	398.59	0.00	4,767.30	4,767.30	4,936.30	169.00	3.42
-0083	WORKERS COMPENSATION	0.00	0.00	168.18	168.18	174.05	5.87	3.37
-0084	UNEMPLOYMENT TAX	0.00	0.00	72.00	72.00	226.82	154.82	68.26
-0085	LONGEVITY	0.00	0.00	665.00	665.00	665.00	0.00	0.00
-0090	MERIT ADJUSTMENTS	907.26	0.00	907.26	907.26	0.00	907.26	0.00
		5,305.02	0.00	47,320.29	47,320.29	57,988.28	10,667.99	18.40
<u>DS AND SUPPLIES</u>								
-0104	FUEL & LUBRICANTS	23.74	0.00	909.16	909.16	600.00	309.16	51.53
-0150	MINOR TOOLS & EQUIPM	0.00	0.00	0.00	0.00	2,500.00	2,500.00	100.00
		23.74	0.00	909.16	909.16	3,100.00	2,190.84	70.67
<u>AIR AND MAINTENANCE</u>								
-0420	MOTOR VEHICLES	0.00	0.00	28.46	28.46	250.00	221.54	88.62
		0.00	0.00	28.46	28.46	250.00	221.54	88.62
<u>CELLANEOUS SERVICES</u>								
-0513	TRAINING	0.00	0.00	0.00	0.00	0.00	0.00	0.00
-0520	INSURANCE	0.00	0.00	0.00	0.00	0.00	0.00	0.00
-0530	PROFESSIONAL SERVICE	0.00	0.00	0.00	0.00	0.00	0.00	0.00
-0540	ADVERTISING	0.00	0.00	0.00	0.00	0.00	0.00	0.00
-0550	TRAVEL	0.00	0.00	26.52	26.52	26.52	0.00	0.00
-0550-001	CC CHGS MH	0.00	0.00	0.00	0.00	0.00	0.00	0.00
-0550-002	CC CHGS BH	0.00	0.00	0.00	0.00	0.00	0.00	0.00
-0551	DUES & MEMBERSHIPS	0.00	0.00	1,635.00	1,635.00	1,700.00	65.00	3.82
		0.00	0.00	1,661.52	1,661.52	1,726.52	65.00	3.76

D :02 -HOTEL/MOTEL TAX FUND

SCHEDULE OF BUDGETED, ACTUAL AND ENCUMBERED EXPENDITURES

DEPARTMENT : EVENTS MARKETING

FUNCTION :

ACCOUNT NUMBER	ACCOUNT DESCRIPTION	-- MONTH --		YEAR TO DATE		CURRENT MODIFIED BUDGET	UNENCUMBERED BALANCE	BUDGET PERCENT REMAINING
		EXPENDITURES	ENCUMBRANCES	EXPENDITURES	TOTALS			
<u>IPMNT > \$5,000 OUTLAY</u>								
-1007	MOTOR VEHICLES	0.00	0.00	0.00	0.00	0.00	0.00	0.00
		0.00	0.00	0.00	0.00	0.00	0.00	0.00
<u>SPRING BREAK</u>								
-7010	HOSTING COSTS	0.00	0.00	24,671.00	24,671.00	24,673.48	2.48	0.01
		0.00	0.00	24,671.00	24,671.00	24,673.48	2.48	0.01
<u>RISIM AND CULTURAL</u>								
-8015	TEXAS POLICE GAMES	0.00	0.00	0.00	0.00	0.00	0.00	0.00
-8030	FIREWORKS	0.00	12,500.00	52,500.00	65,000.00	65,000.00	0.00	0.00
-8045	KITE BOARDING RODEO	0.00	0.00	8,860.00	8,860.00	10,000.00	1,140.00	11.40
-8060	ENTRANCE SIGNS	0.00	0.00	826.00	826.00	1,000.00	174.00	17.40
-8065	VOLLEYBALL	0.00	0.00	0.00	0.00	0.00	0.00	0.00
-8068	B&S KITEFEST	0.00	0.00	2,500.00	2,500.00	2,500.00	0.00	0.00
-8070	MAGIC VALLEY BIKEFEA	0.00	0.00	6,030.00	6,030.00	2,500.00	(3,530.00)	(141.20)
-8074	SPRING BREAK	0.00	0.00	0.00	0.00	0.00	0.00	0.00
-8075	SAND CASTLE DAYS	0.00	0.00	34,978.00	34,978.00	35,000.00	22.00	0.06
-8080	NCAA MEN'S BASKETBAL	0.00	0.00	155,523.94	155,523.94	167,800.00	12,276.06	7.32
-8081	NBA D LEAGUE	0.00	0.00	166,621.62	166,621.62	137,500.00	(29,121.62)	(21.18)
-8084	SPI Bikefest	0.00	0.00	16,465.00	16,465.00	15,000.00	(1,465.00)	(9.77)
-8086	TIFT	0.00	0.00	0.00	0.00	1,500.00	1,500.00	100.00
-8088	LKT	0.00	0.00	1,500.00	1,500.00	1,500.00	0.00	0.00
-8099	MISC. SPONSORSHIPS	0.00	0.00	4,750.00	4,750.00	2,250.00	(2,500.00)	(111.11)
-8111	BASKETBALL TOURNAMEN	0.00	0.00	0.00	0.00	0.00	0.00	0.00
-8115	HIGH SCHOOL BASKETBA	0.00	0.00	5,000.00	5,000.00	5,000.00	0.00	0.00
-8131	WINTER TX GOLF CLASS	0.00	0.00	0.00	0.00	0.00	0.00	0.00
-8132	USA KIDS PEDAL	0.00	0.00	0.00	0.00	0.00	0.00	0.00
-8133	TGSA SURF CHAMPIONSH	0.00	0.00	0.00	0.00	1,000.00	1,000.00	100.00
-8138	MUSIC FESTIVAL	0.00	0.00	0.00	0.00	20,000.00	20,000.00	100.00
-8139	KIDS CUP FISHING	0.00	0.00	0.00	0.00	0.00	0.00	0.00
-8140	CYCLING TIME TRIAL A	0.00	0.00	0.00	0.00	0.00	0.00	0.00
-8141	COMMUNITY EVENTS	0.00	0.00	0.00	0.00	0.00	0.00	0.00
		0.00	12,500.00	455,554.56	468,054.56	467,550.00	(504.56)	(0.11)

D :02 -HOTEL/MOTEL TAX FUND

SCHEDULE OF BUDGETED, ACTUAL AND ENCUMBERED EXPENDITURES

ARTMENT : EVENTS MARKETING

ATION :

ACCOUNT	DESCRIPTION	-- MONTH --		-----		YEAR TO DATE	-----	CURRENT	UNENCUMBERED	BUDGET
		EXPENDITURES	ENCUMBRANCES	EXPENDITURES	TOTALS					
=====	=====	=====	=====	=====	=====	=====	=====	=====	=====	=====
<u>REFUND TRANSFERS</u>										
-9477	TRANSPORTATION GRANT	50,000.00	0.00	50,000.00	50,000.00	50,000.00	50,000.00	0.00	0.00	
		=====	=====	=====	=====	=====	=====	=====	=====	=====
		50,000.00	0.00	50,000.00	50,000.00	50,000.00	50,000.00	0.00	0.00	
		=====	=====	=====	=====	=====	=====	=====	=====	=====
<u>C ADJUSTMENTS</u>										
-9999	BUDGET DEPT ADJ	0.00	0.00	0.00	0.00	0.00	0.00	0.00	0.00	
		=====	=====	=====	=====	=====	=====	=====	=====	=====
		0.00	0.00	0.00	0.00	0.00	0.00	0.00	0.00	
		=====	=====	=====	=====	=====	=====	=====	=====	=====
DEPARTMENT TOTAL		55,328.76	12,500.00	580,144.99	592,644.99	605,288.28	12,643.29	2.09		
		=====	=====	=====	=====	=====	=====	=====	=====	=====

D :06 -CONVENTION CENTER FUND

SCHEDULE OF BUDGETED, ACTUAL AND ENCUMBERED EXPENDITURES

ARTMENT : CONVENTION CENTER
 ATION :

ACCOUNT NUMBER	ACCOUNT DESCRIPTION	-- MONTH --		YEAR TO DATE		CURRENT MODIFIED BUDGET	UNENCUMBERED BALANCE	BUDGET PERCENT REMAINING
		EXPENDITURES	ENCUMBRANCES	EXPENDITURES	TOTALS			
<u>SONNEL SERVICES</u>								
-0010	SUPERVISION	5,620.51	0.00	57,531.77	57,531.77	71,711.00	14,179.23	19.77
-0010-01	EXEMPT	0.00	0.00	0.00	0.00	0.00	0.00	0.00
-0010-02	NON EXEMPT	0.00	0.00	0.00	0.00	0.00	0.00	0.00
-0020	CLERICAL	1,990.88	0.00	20,505.59	20,505.59	25,881.20	5,375.61	20.77
-0030	LABOR	14,999.18	0.00	168,248.63	168,248.63	213,357.91	45,109.28	21.14
-0040	TEMPORARY EMPLOYEES	1,033.31	0.00	15,063.46	15,063.46	23,000.00	7,936.54	34.51
-0060	OVERTIME	739.65	0.00	15,476.97	15,476.97	23,000.00	7,523.03	32.71
-0070	MEDICARE	440.28	0.00	4,550.89	4,550.89	8,136.66	3,585.77	44.07
-0080	TMRS	2,535.92	0.00	28,121.01	28,121.01	42,478.45	14,357.44	33.80
-0081	GROUP INSURANCE	3,444.85	0.00	41,952.09	41,952.09	52,579.69	10,627.60	20.21
-0083	WORKERS COMPENSATION	0.00	0.00	10,214.29	10,214.29	10,570.59	356.30	3.37
-0084	UNEMPLOYMENT TAX	148.64	0.00	927.12	927.12	1,784.75	857.63	48.05
-0085	LONGEVITY	0.00	0.00	5,088.50	5,088.50	4,715.00	(373.50)	(7.92)
-0090	MERIT ADJUSTMENTS	754.54	0.00	3,619.78	3,619.78	6,500.00	2,880.22	44.31
-0095	SALES INCENTIVE	0.00	0.00	0.00	0.00	0.00	0.00	0.00
		=====	=====	=====	=====	=====	=====	=====
		31,707.76	0.00	371,300.10	371,300.10	483,715.25	112,415.15	23.24
		=====	=====	=====	=====	=====	=====	=====

DS AND SUPPLIES

-0101	OFFICE SUPPLIES	170.00	0.00	3,044.28	3,044.28	3,000.00	(44.28)	(1.48)
-0102	LOCAL MEETINGS	0.00	0.00	0.00	0.00	0.00	0.00	0.00
-0104	FUELS & LUBRICANTS	112.13	0.00	937.86	937.86	700.00	(237.86)	(33.98)
-0105	CHEMICALS	0.00	0.00	0.00	0.00	0.00	0.00	0.00
-0107	BOOKS & PERIODICALS	0.00	0.00	0.00	0.00	200.00	200.00	100.00
-0108	POSTAGE	0.00	0.00	0.00	0.00	0.00	0.00	0.00
-0109	PHOTOGRAPHIC SUPPLIE	0.00	0.00	0.00	0.00	0.00	0.00	0.00
-0110	FLAGS	196.00	0.00	196.00	196.00	200.00	4.00	2.00
-0111	TIRES & TUBES	0.00	0.00	0.00	0.00	0.00	0.00	0.00
-0112	SIGNS	0.00	0.00	0.00	0.00	0.00	0.00	0.00
-0113	BATTERIES	0.00	0.00	128.02	128.02	0.00	(128.02)	0.00
-0114	MEDICAL	47.93	0.00	329.44	329.44	300.00	(29.44)	(9.81)
-0115	LAMPS & GLOBES	0.00	0.00	1,086.12	1,086.12	1,000.00	(86.12)	(8.61)
-0117	SAFETY SUPPLIES	0.00	0.00	0.00	0.00	0.00	0.00	0.00
-0130	WEARING APPAREL	324.16	0.00	4,784.79	4,784.79	4,000.00	(784.79)	(19.62)
-0150	MINOR TOOLS & EQUIPM	362.08	0.00	6,501.65	6,501.65	6,000.00	(501.65)	(8.36)
-0160	LAUNDRY & JANITORIAL	1,148.21	1,923.05	14,028.11	15,951.16	18,000.00	2,048.84	11.38
-0175	CATER RESALE FOOD/BE	0.00	0.00	0.00	0.00	0.00	0.00	0.00
-0176	CONCESSION SUPPLIES	3,249.84	0.00	31,735.31	31,735.31	40,000.00	8,264.69	20.66
-0177	CATERING & KITCHEN S	0.00	0.00	0.00	0.00	2,000.00	2,000.00	100.00
-0180	INFORMATION TECHNOLO	0.00	0.00	0.00	0.00	0.00	0.00	0.00
-0190	SOFTWARE	0.00	0.00	0.00	0.00	0.00	0.00	0.00
		=====	=====	=====	=====	=====	=====	=====
		5,610.35	1,923.05	62,771.58	64,694.63	75,400.00	10,705.37	14.20

D :06 -CONVENTION CENTER FUND

SCHEDULE OF BUDGETED, ACTUAL AND ENCUMBERED EXPENDITURES

ARTMENT : CONVENTION CENTER
 ATION :

QUANT	ACCOUNT	-- MONTH --		YEAR TO DATE		CURRENT	UNENCUMBERED	BUDGET
		EXPENDITURES	ENCUMBRANCES	EXPENDITURES	TOTALS	MODIFIED		PERCENT
BERS	DESCRIPTION	EXPENDITURES	ENCUMBRANCES	EXPENDITURES	TOTALS	BUDGET	BALANCE	REMAINING
<u>K GOODS AND SUPPLIES</u>								
-0210	COLLATERAL PIECES	0.00	0.00	0.00	0.00	0.00	0.00	0.00
-0230	PROMOTIONAL ITEMS	0.00	0.00	0.00	0.00	0.00	0.00	0.00
		0.00	0.00	0.00	0.00	0.00	0.00	0.00
<u>AIR AND MAINTENANCE</u>								
-0401	FURNITURE & FIXTURES	144.52	0.00	1,874.52	1,874.52	5,000.00	3,125.48	62.51
-0410	MACHINERY & EQUIPMEN	1,832.52	600.00	21,414.53	22,014.53	56,140.00	34,125.47	60.79
-0411	BUILDING & STRUCTURE	10,373.00	16,073.56	86,901.36	102,974.92	250,000.00	147,025.08	58.81
-0412	LANDSCAPE MAINT.	4,425.00	2,240.00	15,760.00	18,000.00	18,000.00	0.00	0.00
-0415	SERVICE CONTRACTS	597.48	6,248.90	33,056.27	39,305.17	50,916.00	11,610.83	22.80
-0418	PARKING LOTS	0.00	0.00	0.00	0.00	0.00	0.00	0.00
-0420	MOTOR VEHICLES	0.00	0.00	1,131.30	1,131.30	1,200.00	68.70	5.73
-0421	RADIOS & COMMUNCIATI	0.00	0.00	5,057.40	5,057.40	5,560.00	502.60	9.04
-0427	PLUMBING	0.00	0.00	0.00	0.00	3,000.00	3,000.00	100.00
		17,372.52	25,162.46	165,195.38	190,357.84	389,816.00	199,458.16	51.17
<u>CELLANEOUS SERVICES</u>								
-0501	COMMUNICATIONS	1,969.03	0.00	19,628.68	19,628.68	24,000.00	4,371.32	18.21
-0510	RENTAL OF EQUIPMENT	741.05	250.00	9,233.30	9,483.30	8,000.00	1,483.30	18.54
-0513	TRAINING EXPENSE	0.00	0.00	0.00	0.00	1,000.00	1,000.00	100.00
-0520	INSURANCE	8,120.00	0.00	75,292.24	75,292.24	90,000.00	14,707.76	16.34
-0529	CREDIT CARD FEES	542.61	0.00	4,050.77	4,050.77	1,500.00	2,550.77	170.05
-0530	PROFESSIONAL SERVICE	0.00	0.00	2,338.50	2,338.50	2,500.00	161.50	6.46
-0531	MEDIA PLACEMENT	0.00	0.00	0.00	0.00	0.00	0.00	0.00
-0533	MARKETING	0.00	0.00	0.00	0.00	0.00	0.00	0.00
-0535	BOND ISSUANCE EXPENS	0.00	0.00	0.00	0.00	0.00	0.00	0.00
-0540	ADVERTISING	0.00	0.00	131.00	131.00	500.00	369.00	73.80
-0550	TRAVEL EXPENSES	132.65	0.00	132.65	132.65	1,000.00	867.35	86.74
-0550-001	CC CHGS CG	0.00	0.00	0.00	0.00	0.00	0.00	0.00
-0550-002	CC CHGS DR	0.00	0.00	0.00	0.00	0.00	0.00	0.00
-0551	DUES & MEMBERSHIPS	0.00	0.00	15.00	15.00	500.00	485.00	97.00
-0553	TRAVEL SHOWS/FEES	0.00	0.00	0.00	0.00	0.00	0.00	0.00
-0558	DECORATIONS	0.00	0.00	1,099.33	1,099.33	2,000.00	900.67	45.03
-0560	CAMERON COUNTY LEASE	1,227.73	0.00	18,607.03	18,607.03	15,000.00	3,607.03	24.05
-0580	ELECTRICITY	26,638.12	0.00	210,499.09	210,499.09	250,000.00	39,500.91	15.80
-0581	WATER, SEWER & GARBA	4,547.86	0.00	36,542.30	36,542.30	40,000.00	3,457.70	8.64
		43,919.05	250.00	377,569.89	377,819.89	436,000.00	58,180.11	13.34

D :06 -CONVENTION CENTER FUND

SCHEDULE OF BUDGETED, ACTUAL AND ENCUMBERED EXPENDITURES

ARTMENT : CONVENTION CENTER

ATION :

ACCOUNT NUMBER	ACCOUNT DESCRIPTION	-- MONTH --		YEAR TO DATE		CURRENT MODIFIED BUDGET	UNENCUMBERED BALANCE	BUDGET PERCENT REMAINING
		EXPENDITURES	ENCUMBRANCES	EXPENDITURES	TOTALS			
<u>IPMNT > \$5,000 OUTLAY</u>								
-1001	BUILDINGS & STRUCTUR	0.00	0.00	0.00	0.00	0.00	0.00	0.00
-1004	MACHINERY & EQUIPMEN	0.00	0.00	0.00	0.00	70,000.00	70,000.00	100.00
-1005	RADIO EQUIPMENT	0.00	0.00	0.00	0.00	0.00	0.00	0.00
-1007	MOTOR VEHICLES	0.00	0.00	0.00	0.00	0.00	0.00	0.00
-1010	SOFTWARE	0.00	0.00	0.00	0.00	0.00	0.00	0.00
-1011	INFORMATION TECHNOLO	0.00	0.00	0.00	0.00	0.00	0.00	0.00
		0.00	0.00	0.00	0.00	70,000.00	70,000.00	100.00
<u>RISM AND CULTURAL</u>								
-8051	EXPANSION	0.00	0.00	0.00	0.00	0.00	0.00	0.00
		0.00	0.00	0.00	0.00	0.00	0.00	0.00
<u>ERFUND TRANSFERS</u>								
-9470	DEBT SERVICE TRANSFE	0.00	0.00	421,993.50	421,993.50	428,062.50	6,069.00	1.42
-9473	TRANSFER TO HOTEL MO	0.00	0.00	0.00	0.00	0.00	0.00	0.00
		0.00	0.00	421,993.50	421,993.50	428,062.50	6,069.00	1.42
<u>ER SERVICES</u>								
-9047	EMPLOYEE TURNOVER	0.00	0.00	0.00	0.00	0.00	0.00	0.00
		0.00	0.00	0.00	0.00	0.00	0.00	0.00
<u>C ADJUSTMENTS</u>								
-9999	BUDGET DEPT ADJ	0.00	0.00	0.00	0.00	0.00	0.00	0.00
		0.00	0.00	0.00	0.00	0.00	0.00	0.00
DEPARTMENT TOTAL		98,609.68	27,335.51	1,398,830.45	1,426,165.96	1,882,993.75	456,827.79	24.26

FUND : 02 -HOTEL/MOTEL TAX FUND

PERIOD TO USE: Jul-2011 THRU Jul-2011

DEPT : 590 VISITORS BUREAU

ACCOUNTS: 590-0010 THRU 593-9999

OST DATE TRAN # REFERENCE PACKET=====DESCRIPTION===== VEND INV/JE # NOTE =====AMOUNT===== =====BALANCE=====

590-0010 SUPERVISION
B E G I N N I N G B A L A N C E 27,211.60

06/11 7/05 P06276 PYEXP 00579 PAYROLL 7-6-11 1,465.24 28,676.84
20/11 7/18 P06279 PYEXP 00580 PAYROLL 7-20-11 1,465.24 30,142.08
===== JULY ACTIVITY DB: 2,930.48 CR: 0.00 2,930.48

590-0010-01 EXEMPT
B E G I N N I N G B A L A N C E 0.00

590-0010-02 NON EXEMPT
B E G I N N I N G B A L A N C E 0.00

590-0020 CLERICAL
B E G I N N I N G B A L A N C E 0.00

590-0030 LABOR
B E G I N N I N G B A L A N C E 22,053.43

06/11 7/05 P06276 PYEXP 00579 PAYROLL 7-6-11 1,319.36 23,372.79
20/11 7/18 P06279 PYEXP 00580 PAYROLL 7-20-11 1,311.72 24,684.51
===== JULY ACTIVITY DB: 2,631.08 CR: 0.00 2,631.08

590-0040 TEMPORARY EMPLOYEES
B E G I N N I N G B A L A N C E 10,705.90

06/11 7/05 P06276 PYEXP 00579 PAYROLL 7-6-11 565.50 11,271.40
20/11 7/18 P06279 PYEXP 00580 PAYROLL 7-20-11 431.38 11,702.78
===== JULY ACTIVITY DB: 996.88 CR: 0.00 996.88

590-0060 OVERTIME
B E G I N N I N G B A L A N C E 0.00

590-0070 MEDICARE
B E G I N N I N G B A L A N C E 1,665.34

06/11 7/06 B30086 MISC 03495 PAYROLL JE# 015044 98.68 1,764.02
21/11 7/22 B30174 MISC 03518 PAYROLL JE# 015100 87.85 1,851.87
===== JULY ACTIVITY DB: 186.53 CR: 0.00 186.53

FUND : 02 -HOTEL/MOTEL TAX FUND

PERIOD TO USE: Jul-2011 THRU Jul-2011

DEPT : 590 VISITORS BUREAU

ACCOUNTS: 590-0010 THRU 593-9999

OST DATE TRAN # REFERENCE PACKET=====DESCRIPTION===== VEND INV/JE # NOTE =====AMOUNT===== =====BALANCE=====

590-0080 TMRS
B E G I N N I N G B A L A N C E 5,714.98

13/11 7/13 A65091 CHK: 122049 07856 JUNE 2011 CONTRIBUTIONS 020100 71111 633.54 6,348.52
===== JULY ACTIVITY DB: 633.54 CR: 0.00 633.54

590-0081 GROUP INSURANCE
B E G I N N I N G B A L A N C E 7,944.61

28/11 7/28 A65932 CHK: 122114 07916 AUGUST 2011 DENTAL PREMI 002200 72611 53.10 7,997.71
28/11 7/28 A65933 CHK: 122135 07916 AUGUST 2011 LTD,LIFE,AD& 006133 71411 54.16 8,051.87
28/11 7/28 A65938 CHK: 122182 07916 AUGUST 2011 MEDICAL PREM 020057 71911 697.88 8,749.75
===== JULY ACTIVITY DB: 805.14 CR: 0.00 805.14

590-0083 WORKERS COMPENSATION
B E G I N N I N G B A L A N C E 361.27

590-0084 UNEMPLOYMENT TAX
B E G I N N I N G B A L A N C E 386.52

25/11 7/26 B30186 03515 TWC 2ND QTR 2011 JE# 015097 49.69 436.21
===== JULY ACTIVITY DB: 49.69 CR: 0.00 49.69

590-0085 LONGEVITY
B E G I N N I N G B A L A N C E 2,275.00

590-0090 MERIT ADJUSTMENTS
B E G I N N I N G B A L A N C E 0.00

590-0101 OFFICE SUPPLIES
B E G I N N I N G B A L A N C E 3,254.79

13/11 7/13 A65117 CHK: 122014 07859 1000 ENVELOPES 009142 1016 135.00 3,389.79
13/11 7/13 A65130 CHK: 122060 07859 MISC. OFFICE SUPPLIES 021232 3316808-0 123.36 3,513.15
13/11 7/13 A65132 CHK: 122064 07859 WC4118 TONER FOR COPIER 023906 115166124 119.99 3,633.14
===== JULY ACTIVITY DB: 378.35 CR: 0.00 378.35

FUND : 02 -HOTEL/MOTEL TAX FUND

PERIOD TO USE: Jul-2011 THRU Jul-2011

DEPT : 590 VISITORS BUREAU

ACCOUNTS: 590-0010 THRU 593-9999

OST DATE TRAN # REFERENCE PACKET=====DESCRIPTION===== VEND INV/JE # NOTE =====AMOUNT===== =====BALANCE=====

590-0102 LOCAL MEETINGS
B E G I N N I N G B A L A N C E 18.00

590-0103 VIDEO CASSETTES
B E G I N N I N G B A L A N C E 0.00

590-0104 FUELS & LUBRICANTS
B E G I N N I N G B A L A N C E 332.86

08/11 7/08 A64837 CHK: 121969 07829 FUEL PURCHASED JUNE 1-30 006241 NP30561582 74.33 407.19
===== JULY ACTIVITY DB: 74.33 CR: 0.00 74.33

590-0107 BOOKS & PERIODICALS
B E G I N N I N G B A L A N C E 117.00

590-0108 POSTAGE
B E G I N N I N G B A L A N C E 66,281.22

13/11 7/13 A65124 CHK: 122019 07859 MISC. SHIPPING CHARGES 012056 4930105 51.58 66,332.80
13/11 7/13 A65125 CHK: 122058 07859 MISC. SHIPPING CHARGES 021095 0000648239251 136.92 66,469.72
13/11 7/13 A65127 CHK: 122058 07859 MISC. SHIPPING CHRGES 021095 0000648239271 57.15 66,526.87
27/11 7/27 A65886 CHK: 122184 07911 VISITOR INFOR REQ JUNE 2 020104 108 5,103.00 71,629.87
27/11 7/27 A65887 CHK: 122184 07911 POSTAL ACCT JUNE 2011 020104 109 1,971.07 73,600.94
27/11 7/27 A65890 CHK: 122195 07911 MISC. SHIPPING CHARGES 021095 0000648239281 92.27 73,693.21
29/11 7/29 C30207 RCPT 00071484 13207 SPI CHAMBER OF COMMERCE:JUNE 283.30CR 73,409.91
===== JULY ACTIVITY DB: 7,411.99 CR: 283.30CR 7,128.69

590-0109 PHOTOGRAPHIC SUPPLIES
B E G I N N I N G B A L A N C E 0.00

590-0110 FLAGS
B E G I N N I N G B A L A N C E 75.00

590-0111 TIRES & TUBES
B E G I N N I N G B A L A N C E 0.00

FUND : 02 -HOTEL/MOTEL TAX FUND

PERIOD TO USE: Jul-2011 THRU Jul-2011

DEPT : 590 VISITORS BUREAU

ACCOUNTS: 590-0010 THRU 593-9999

OST DATE TRAN # REFERENCE PACKET=====DESCRIPTION===== VEND INV/JE # NOTE =====AMOUNT===== =====BALANCE=====

590-0113 BATTERIES
B E G I N N I N G B A L A N C E 13.82

590-0114 MEDICAL SUPPLIES
B E G I N N I N G B A L A N C E 0.00

590-0115 LAMPS & GLOBES
B E G I N N I N G B A L A N C E 213.49

590-0116 AWARDS
B E G I N N I N G B A L A N C E 0.00

590-0117 SAFETY SUPPLIES
B E G I N N I N G B A L A N C E 0.00

590-0118 PRINTING
B E G I N N I N G B A L A N C E 287.35

590-0130 WEARING APPAREL
B E G I N N I N G B A L A N C E 114.90

590-0150 MINOR TOOLS & EQUIPMENT
B E G I N N I N G B A L A N C E 278.37

590-0160 LAUNDRY & JANITORIAL
B E G I N N I N G B A L A N C E 3,206.69

13/11	7/13	A65128	CHK: 999999	07859	FLOOR MATS VISITORS CENT	021102	8131946906	48.40	3,255.09
13/11	7/13	A65129	CHK: 999999	07859	DUSTER FOR VISITORS CENT	021102	8131949028	27.00	3,282.09
14/11	7/14	A65146	CHK: 999999	07862	MISC. JANITORIAL SUPPLIE	007600	226127	201.28	3,483.37
14/11	7/14	A65157	CHK: 999999	07862	FLOOR MATS FOR VISITORS	021102	8131951157	48.40	3,531.77
27/11	7/27	A65881	CHK: 999999	07911	1- TONER	007600	231948	43.54	3,575.31
27/11	7/27	A65882	CHK: 999999	07911	AIR FRESHNERS, PAPER TOW	007600	232355	71.16	3,646.47
27/11	7/27	A65883	CHK: 999999	07911	1- CS . ROLL TOWELS	007600	235479	52.94	3,699.41
27/11	7/27	A65891	CHK: 999999	07911	DUSTER MOP SERVICE	021102	8131953286	27.00	3,726.41
=====				JULY ACTIVITY	DB:	519.72	CR:	0.00	519.72

FUND : 02 -HOTEL/MOTEL TAX FUND PERIOD TO USE: Jul-2011 THRU Jul-2011
 DEPT : 590 VISITORS BUREAU ACCOUNTS: 590-0010 THRU 593-9999
 OST DATE TRAN # REFERENCE PACKET=====DESCRIPTION===== VEND INV/JE # NOTE =====AMOUNT===== =====BALANCE=====

590-0180 INFORMATION TECHNOLOGY
 B E G I N N I N G B A L A N C E 0.00

590-0190 SOFTWARE
 B E G I N N I N G B A L A N C E 0.00

590-0210 COLLATERAL PIECES
 B E G I N N I N G B A L A N C E 2,545.00

590-0230 PROMOTION ITEMS
 B E G I N N I N G B A L A N C E 42,623.45

590-0401 FURNITURE/FIXTURES
 B E G I N N I N G B A L A N C E 0.00

590-0410 MACHINERY & EQUIPMENT
 B E G I N N I N G B A L A N C E 0.00

590-0411 BUILDINGS & STRUCTURES
 B E G I N N I N G B A L A N C E 2,018.87

13/11 7/13 A65108 CHK: 999999 07859 AIR FILTER SERV JUNE 001210 0000054230 29.00 2,047.87
 13/11 7/13 A65109 CHK: 999999 07859 WORK ON A/C VISITORS CEN 001215 7987 99.97 2,147.84
 ===== JULY ACTIVITY DB: 128.97 CR: 0.00 128.97

590-0412 LANDSCAPE
 B E G I N N I N G B A L A N C E 4,455.95

25/11 7/25 A65737 CHK: 122103 07898 LAWN MAINTENANCE 001226 0435 325.00 4,780.95
 ===== JULY ACTIVITY DB: 325.00 CR: 0.00 325.00

590-0415 SERVICE CONTRACTS
 B E G I N N I N G B A L A N C E 8,216.55

11/11 7/11 A64952 CHK: 122040 07837 MAINTENANCE OF AWOS 018273 522 180.00 8,396.55
 13/11 7/13 A65096 CHK: 121990 07858 LEASING MAILING MACHINE 001353 74933784 230.02 8,626.57
 13/11 7/13 A65103 CHK: 122054 07858 BROADBAND INTERNET SERVI 020185 070411 249.90 8,876.47
 27/11 7/27 A65884 CHK: 999999 07911 MONTHLY PEST CONTROL VC 016174 38394 55.00 8,931.47
 ===== JULY ACTIVITY DB: 714.92 CR: 0.00 714.92

FUND : 02 -HOTEL/MOTEL TAX FUND

PERIOD TO USE: Jul-2011 THRU Jul-2011

DEPT : 590 VISITORS BUREAU

ACCOUNTS: 590-0010 THRU 593-9999

OST DATE TRAN # REFERENCE PACKET====DESCRIPTION===== VEND INV/JE # NOTE =====AMOUNT===== BALANCE=====

590-0418 PARKING LOTS
B E G I N N I N G B A L A N C E 0.00

590-0420 MOTOR VEHICLES
B E G I N N I N G B A L A N C E 72.82

590-0427 PLUMBING
B E G I N N I N G B A L A N C E 219.85

590-0501 COMMUNICATIONS
B E G I N N I N G B A L A N C E 6,434.58

06/11 7/05 P06276 PYEXP 00579 PAYROLL 7-6-11 100.00 6,534.58
20/11 7/20 A65512 CHK: 122093 07873 TELEPHONE BILL DATED 7/0 019520 70311 512.34 7,046.92
26/11 7/26 A65776 CHK: 122128 07900 TEX-AN CHGS FOR JUNE 201 004089 11060579T 1.25 7,048.17
===== JULY ACTIVITY DB: 613.59 CR: 0.00 613.59

590-0510 RENTAL OF EQUIPMENT
B E G I N N I N G B A L A N C E 2,672.65

590-0511 AUTO ALLOWANCE
B E G I N N I N G B A L A N C E 0.00

590-0513 TRAINING EXPENSE
B E G I N N I N G B A L A N C E 0.00

590-0520 INSURANCE
B E G I N N I N G B A L A N C E 5,811.63

29/11 7/29 A66527 07929 TWIA-COMMERCIAL 53656604 020123 72811 1,450.25 7,261.88
===== JULY ACTIVITY DB: 1,450.25 CR: 0.00 1,450.25

590-0530 PROFESSIONAL SERVICES
B E G I N N I N G B A L A N C E 4,228.32

01/11 7/07 B30092 454903 03497 NPC MERCH PYMT PROC-CC FEE JE# 015046 0.51 4,228.83
05/11 7/07 B30099 454903 03497 NPC MERCH PYMT PROC-CC FEE JE# 015053 42.30 4,271.13
07/11 7/18 B30138 454903 03510 NPC MERCH PYMT PROC CC FEE JE# 015074 0.65 4,271.78

FUND	DEPT	OST	DATE	TRAN #	REFERENCE	PACKET	DESCRIPTION	VEND	INV/JE #	NOTE	AMOUNT	BALANCE
02	590											
HOTEL/MOTEL TAX FUND VISITORS BUREAU												
PERIOD TO USE: Jul-2011 THRU Jul-2011												
ACCOUNTS: 590-0010 THRU 593-9999												
11/11	7/18	B30140	454903			03510	NPC MERCH PYMT PROC-CC FEE		JE# 015076		1.60	4,273.38
13/11	7/13	A65116	CHK: 122007			07859	PRE-EMPLOYMENT SCREENING	006101	11600		42.50	4,315.88
13/11	7/18	B30145	454903			03510	NPC MERCH PYMT PROC		JE# 015081		1.54	4,317.42
15/11	7/18	B30148	Misc 454903			03510	NPC MERCH PYMT PROC		JE# 015085		0.92	4,318.34
18/11	7/20	B30162	454903			03513	NPC MERCH PYMT PROC-CC FEE		JE# 015094		0.27	4,318.61
20/11	7/22	B30176	454903			03520	NPC MERCH PYMT PROC		JE# 015102		0.25	4,318.86
29/11	8/01	B30213	454903			03528	NPC MERCH PYMT PROC		JE# 015124		0.27	4,319.13
							JULY ACTIVITY	DB:	90.81	CR:	0.00	90.81

590-0540	ADVERTISING											
	B E G I N N I N G B A L A N C E											
												0.00

590-0550	TRAVEL EXPENSE											
	B E G I N N I N G B A L A N C E											
												0.00
20/11	7/20	A65546	CHK: 122086			07879	MILEAGE REIMBURSEMENT	013113	61711		148.92	148.92
							JULY ACTIVITY	DB:	148.92	CR:	0.00	148.92

590-0551	DUES & MEMBERSHIPS											
	B E G I N N I N G B A L A N C E											
												15.00

590-0558	DECORATIONS											
	B E G I N N I N G B A L A N C E											
												417.94

590-0580	ELECTRICITY											
	B E G I N N I N G B A L A N C E											
												8,919.33
13/11	7/13	A65085	CHK: 122005			07854	SERVICE THROUGH 6/29/11	004231	1155706		1,254.38	10,173.71
							JULY ACTIVITY	DB:	1,254.38	CR:	0.00	1,254.38

590-0581	WATER, SEWER & GARBAGE											
	B E G I N N I N G B A L A N C E											
												1,597.54
06/11	7/06	A64767	CHK: 121959			07822	600-B PADRE BLVD	002805	0863000496102		73.99	1,671.53
13/11	7/13	A65052	CHK: 999999			07852	600 PADRE BLVD	012071	201107133301		99.94	1,771.47
13/11	7/13	A65053	CHK: 999999			07852	600 PADRE BLVD	012071	201107133302		36.83	1,808.30
13/11	7/13	A65131	CHK: 999999			07859	BOTTLED WATER DEL VISITO	022000	26356		6.50	1,814.80
							JULY ACTIVITY	DB:	217.26	CR:	0.00	217.26

FUND : 02 -HOTEL/MOTEL TAX FUND

PERIOD TO USE: Jul-2011 THRU Jul-2011

DEPT : 590 VISITORS BUREAU

ACCOUNTS: 590-0010 THRU 593-9999

OST DATE TRAN # REFERENCE PACKET=====DESCRIPTION===== VEND INV/JE # NOTE =====AMOUNT===== =====BALANCE=====

590-0590 JANITORIAL SERVICES
B E G I N N I N G B A L A N C E 0.00

590-0598 LAND LEASE
B E G I N N I N G B A L A N C E 0.00

590-1001 BUILDINGS & STRUCTURES
B E G I N N I N G B A L A N C E 0.00

590-1004 MACHINERY & EQUIPMENT
B E G I N N I N G B A L A N C E 0.00

590-1007 MOTOR VEHICLES
B E G I N N I N G B A L A N C E 0.00

590-1011 INFORMATION TECHNOLOGY
B E G I N N I N G B A L A N C E 0.00

590-9472 INTERFUND TRANSFERS
B E G I N N I N G B A L A N C E 0.00

590-9999 BUDGET DEPT ADJ
B E G I N N I N G B A L A N C E 0.00

T: 591 ** INVALID DEPT **

591-0108 POSTAGE
B E G I N N I N G B A L A N C E 0.00

591-0112 SIGNS
B E G I N N I N G B A L A N C E 0.00

591-0533 MARKETING
B E G I N N I N G B A L A N C E 0.00

FUND : 02 -HOTEL/MOTEL TAX FUND PERIOD TO USE: Jul-2011 THRU Jul-2011
 DEPT : 591 ** INVALID DEPT ** ACCOUNTS: 590-0010 THRU 593-9999
 OST DATE TRAN # REFERENCE PACKET=====DESCRIPTION===== VEND INV/JE # NOTE =====AMOUNT===== =====BALANCE=====

591-0551 DUES & MEMBERSHIPS
 B E G I N N I N G B A L A N C E 0.00

591-9477 TRANSPORTATION GRANT
 B E G I N N I N G B A L A N C E 0.00

592 0533
 B E G I N N I N G B A L A N C E 0.00

T: 592 SALES & MARKETING

592-0010 SUPERVISION
 B E G I N N I N G B A L A N C E 103,184.35

06/11 7/05 P06276 PYEXP 00579 PAYROLL 7-6-11 5,554.63 108,738.98
 20/11 7/18 P06279 PYEXP 00580 PAYROLL 7-20-11 5,554.63 114,293.61
 ===== JULY ACTIVITY DB: 11,109.26 CR: 0.00 11,109.26

592-0010-01 EXEMPT
 B E G I N N I N G B A L A N C E 0.00

592-0010-02 NON EXEMPT
 B E G I N N I N G B A L A N C E 0.00

592-0020 CLERICAL
 B E G I N N I N G B A L A N C E 108,906.94

06/11 7/05 P06276 PYEXP 00579 PAYROLL 7-6-11 5,867.34 114,774.28
 20/11 7/18 P06279 PYEXP 00580 PAYROLL 7-20-11 5,844.22 120,618.50
 ===== JULY ACTIVITY DB: 11,711.56 CR: 0.00 11,711.56

592-0030 LABOR
 B E G I N N I N G B A L A N C E 92,317.83

06/11 7/05 P06276 PYEXP 00579 PAYROLL 7-6-11 4,970.96 97,288.79
 20/11 7/18 P06279 PYEXP 00580 PAYROLL 7-20-11 4,970.96 102,259.75
 ===== JULY ACTIVITY DB: 9,941.92 CR: 0.00 9,941.92

592-0040	TEMPORARY EMPLOYEES							
	B E G I N N I N G B A L A N C E							1,642.76
06/11	7/05	P06276 PYEXP	00579	PAYROLL 7-6-11			137.48	1,780.24
20/11	7/18	P06279 PYEXP	00580	PAYROLL 7-20-11			37.99	1,818.23
		=====	JULY ACTIVITY	DB:	175.47	CR:	0.00	175.47

592-0060	OVERTIME							
	B E G I N N I N G B A L A N C E							3,176.46
06/11	7/05	P06276 PYEXP	00579	PAYROLL 7-6-11			25.03	3,201.49
		=====	JULY ACTIVITY	DB:	25.03	CR:	0.00	25.03

592-0070	MEDICARE							
	B E G I N N I N G B A L A N C E							5,232.39
06/11	7/06	B30086 MISC	03495	PAYROLL	JE# 015044		256.78	5,489.17
21/11	7/22	B30174 MISC	03518	PAYROLL	JE# 015100		288.37	5,777.54
		=====	JULY ACTIVITY	DB:	545.15	CR:	0.00	545.15

592-0080	TMRS							
	B E G I N N I N G B A L A N C E							41,301.57
13/11	7/13	A65091 CHK: 122049	07856	JUNE 2011 CONTRIBUTIONS	020100 71111		4,764.33	46,065.90
		=====	JULY ACTIVITY	DB:	4,764.33	CR:	0.00	4,764.33

592-0081	GROUP INSURANCE							
	B E G I N N I N G B A L A N C E							38,953.78
28/11	7/28	A65932 CHK: 122114	07916	AUGUST 2011 DENTAL PREMI	002200 72611		265.50	39,219.28
28/11	7/28	A65933 CHK: 122135	07916	AUGUST 2011 LTD,LIFE,AD&	006133 71411		331.91	39,551.19
28/11	7/28	A65938 CHK: 122182	07916	AUGUST 2011 MEDICAL PREM	020057 71911		3,409.40	42,960.59
		=====	JULY ACTIVITY	DB:	4,006.81	CR:	0.00	4,006.81

592-0083	WORKERS COMPENSATION							
	B E G I N N I N G B A L A N C E							1,588.78

OST	DATE	TRAN #	REFERENCE	PACKET	DESCRIPTION	VEND	INV/JE #	NOTE	AMOUNT	BALANCE

592-0084			UNEMPLOYMENT TAX							
			BEGINNING BALANCE							709.27
25/11	7/26	B30186		03515	TWC 2ND QTR 2011		JE# 015097		46.03	755.30
			=====	JULY ACTIVITY	DB:	46.03	CR:	0.00	46.03	

592-0085			LONGEVITY							
			BEGINNING BALANCE							4,673.50

592-0090			MERIT ADJUSTMENTS							
			BEGINNING BALANCE							1,999.09
20/11	7/18	P06279	PYEXP	00580	PAYROLL 7-20-11				517.63	2,516.72
			=====	JULY ACTIVITY	DB:	517.63	CR:	0.00	517.63	

592-0095			SALES INCENTIVE							
			BEGINNING BALANCE							16,441.66
20/11	7/18	P06279	PYEXP	00580	PAYROLL 7-20-11				2,213.28	18,654.94
			=====	JULY ACTIVITY	DB:	2,213.28	CR:	0.00	2,213.28	

592-0101			OFFICE SUPPLIES							
			BEGINNING BALANCE							7,155.18

592-0102			LOCAL MEETINGS							
			BEGINNING BALANCE							7,286.22
13/11	7/13	A65111	CHK: 121999	07859	QTRLY LUNCHEON:L. DEROUS	003410	7182		36.00	7,322.22
13/11	7/13	A65112	CHK: 121999	07859	QTRLY LUNCHEON:C. LEDBET	003410	7194		36.00	7,358.22
13/11	7/13	A65113	CHK: 121999	07859	QTRLY LUNCHEON: DAN QUAN	003410	7196		18.00	7,376.22
13/11	7/13	A65114	CHK: 121999	07859	QTRLY LUNCHEON:D. AHADI	003410	7205		18.00	7,394.22
20/11	7/21	B30167		03516	RECLASS AMEX CK #121954		JE# 015098		118.69	7,512.91
			=====	JULY ACTIVITY	DB:	226.69	CR:	0.00	226.69	

592-0103			VIDEO MEDIA							
			BEGINNING BALANCE							0.00

FUND : 02 -HOTEL/MOTEL TAX FUND
 DEPT : 592 SALES & MARKETING

PERIOD TO USE: Jul-2011 THRU Jul-2011
 ACCOUNTS: 590-0010 THRU 593-9999

OST DATE TRAN # REFERENCE PACKET=====DESCRIPTION===== VEND INV/JE # NOTE =====AMOUNT===== =====BALANCE=====

592-0104 FUELS & LUBRICANTS
 BEGINNING BALANCE 1,859.84

08/11 7/08 A64837 CHK: 121969 07829 FUEL PURCHASED JUNE 1-30 006241 NP30561582 107.89 1,967.73
 ===== JULY ACTIVITY DB: 107.89 CR: 0.00 107.89

592-0107 BOOKS & PERIODICALS
 BEGINNING BALANCE 588.00

20/11 7/21 B30167 03516 RECLASS AMEX CK #121954 JE# 015098 65.89 653.89
 ===== JULY ACTIVITY DB: 65.89 CR: 0.00 65.89

592-0108 POSTAGE
 BEGINNING BALANCE 1,039.84

13/11 7/13 A65126 CHK: 122058 07859 MISC. SHIPPING CHARGES 021095 0000648239261 290.96 1,330.80
 ===== JULY ACTIVITY DB: 290.96 CR: 0.00 290.96

592-0109 PHOTOGRAPHIC SUPPLIES
 BEGINNING BALANCE 1,547.75

592-0110 FLAGS
 BEGINNING BALANCE 0.00

592-0111 TIRES & TUBES
 BEGINNING BALANCE 0.00

592-0113 BATTERIES
 BEGINNING BALANCE 0.00

592-0115 LAMPS & GLOBES
 BEGINNING BALANCE 0.00

592-0116 AWARDS
 BEGINNING BALANCE 0.00

OST	DATE	TRAN #	REFERENCE	PACKET=====DESCRIPTION=====	VEND	INV/JE #	NOTE	=====AMOUNT=====	BALANCE=====

592-0118			PRINTING						
			BEGINNING	BALANCE					401.88
14/11	7/14	A65141	CHK: 121987	07862 1,000 FORMS PRINTED	001211	51911		56.20	458.08
			=====	JULY ACTIVITY	DB:	56.20	CR:	0.00	56.20

592-0130			WEARING APPAREL						
			BEGINNING	BALANCE					1,310.21
20/11	7/21	B30167		03516 RECLASS AMEX CK #121954	JE#	015098		7.00	1,317.21
			=====	JULY ACTIVITY	DB:	7.00	CR:	0.00	7.00

592-0150			MINOR TOOLS & EQUIPMENT						
			BEGINNING	BALANCE					3,838.12
20/11	7/21	B30167		03516 RECLASS AMEX CK #121954	JE#	015098		99.98	3,938.10
			=====	JULY ACTIVITY	DB:	99.98	CR:	0.00	99.98

592-0160			LAUNDRY & JANITORIAL						
			BEGINNING	BALANCE					0.00

592-0177			PURCHASES FOR RESALE						
			BEGINNING	BALANCE					0.00

592-0180			INFORMATION TECHNOLOGY						
			BEGINNING	BALANCE					0.00

592-0190			SOFTWARE						
			BEGINNING	BALANCE					0.00

592-0210			STOCK - COLLATERAL PIECES						
			BEGINNING	BALANCE					0.00

592-0220			STOCK - MAGAZINES						
			BEGINNING	BALANCE					0.00

592-0230	STOCK - PROMOTION ITEMS								
	B E G I N N I N G B A L A N C E							18,562.30	
13/11	7/13	A65106	CHK: 122056	07858	PROMO ITEMS BEACH BALLS	020602	11791	645.02	19,207.32
13/11	7/13	A65107	CHK: 122056	07858	PROMOTIONAL ITEMS	020602	11805	978.17	20,185.49
20/11	7/21	B30167		03516	RECLASS AMEX CK #121954		JE# 015098	97.75	20,283.24
			=====		JULY ACTIVITY	DB:	1,720.94	CR: 0.00	1,720.94

592-0240	STOCK - GROUP TOUR MANUAL								
	B E G I N N I N G B A L A N C E								0.00

592-0250	STOCK - PR PUBLICATION								
	B E G I N N I N G B A L A N C E								0.00

592-0260	STOCK - PR FOLDERS								
	B E G I N N I N G B A L A N C E								0.00

592-0401	FURNITURE & FIXTURES								
	B E G I N N I N G B A L A N C E								0.00
13/11	7/13	A65119	CHK: 122018	07859	7- FB031/830	012020	P48450	131.81	131.81
13/11	7/13	A65121	CHK: 122018	07859	5-MH175/U/M57/E	012020	P48499	104.25	236.06
13/11	7/13	A65122	CHK: 122018	07859	15 F96T12/CW/HO/SS BULBS	012020	P48523	97.50	333.56
13/11	7/13	A65123	CHK: 122018	07859	3-HPS ED -17 150W CLEAR	012020	P48578	36.90	370.46
			=====		JULY ACTIVITY	DB:	370.46	CR: 0.00	370.46

592-0410	MACHINERY & EQUIPMENT								
	B E G I N N I N G B A L A N C E								0.00

592-0411	BUILDING & STRUCTURES								
	B E G I N N I N G B A L A N C E								0.00

592-0412	LANDSCAPE								
	B E G I N N I N G B A L A N C E								0.00

592-0415	SERVICE CONTRACTS								
----------	-------------------	--	--	--	--	--	--	--	--

FUND : 02 -HOTEL/MOTEL TAX FUND PERIOD TO USE: Jul-2011 THRU Jul-2011
 DEPT : 592 SALES & MARKETING ACCOUNTS: 590-0010 THRU 593-9999
 OST DATE TRAN # REFERENCE PACKET=====DESCRIPTION===== VEND INV/JE # NOTE =====AMOUNT===== =====BALANCE=====

B E G I N N I N G B A L A N C E 15,398.07

14/11 7/14 A65160 CHK: 122064 07862 COPIER AT CONVENTION CEN 023906 055805080 1,184.20 16,582.27
 14/11 7/14 A65161 CHK: 122064 07862 COPIER AT VISITORS CENTE 023906 055805082 449.71 17,031.98
 ===== JULY ACTIVITY DB: 1,633.91 CR: 0.00 1,633.91

592-0418 PARKING LOTS
 B E G I N N I N G B A L A N C E 0.00

592-0420 MOTOR VEHICLES
 B E G I N N I N G B A L A N C E 0.00

592-0427 PLUMBING
 B E G I N N I N G B A L A N C E 0.00

592-0501 COMMUNICATIONS
 B E G I N N I N G B A L A N C E 14,906.88

06/11 7/05 P06276 PYEXP 00579 PAYROLL 7-6-11 500.00 15,406.88
 20/11 7/20 A65512 CHK: 122093 07873 TELEPHONE BILL DATED 7/0 019520 70311 614.80 16,021.68
 20/11 7/21 B30167 03516 RECLASS AMEX CK #121954 JE# 015098 68.32 16,090.00
 ===== JULY ACTIVITY DB: 1,183.12 CR: 0.00 1,183.12

592-0510 RENTAL OF EQUIPMENT
 B E G I N N I N G B A L A N C E 0.00

592-0511 AUTO ALLOWANCE
 B E G I N N I N G B A L A N C E 4,500.00

06/11 7/05 P06276 PYEXP 00579 PAYROLL 7-6-11 500.00 5,000.00
 ===== JULY ACTIVITY DB: 500.00 CR: 0.00 500.00

592-0513 TRAINING EXPENSE
 B E G I N N I N G B A L A N C E 6,740.00

25/11 7/25 A65738 CHK: 122106 07898 RENEWAL 001315 1684538 295.00 7,035.00
 ===== JULY ACTIVITY DB: 295.00 CR: 0.00 295.00

 592-0520 INSURANCE
 B E G I N N I N G B A L A N C E 0.00

592-0529 CREDIT CARD SERVICE FEES
 B E G I N N I N G B A L A N C E 0.00

592-0530 PROFESSIONAL SERVICES
 B E G I N N I N G B A L A N C E 175,204.80

DATE	TRAN #	CHK	REFERENCE	PACKET	DESCRIPTION	VEND	INV/JE #	AMOUNT	BALANCE
12/11	7/12	A64993	CHK: 999999	07847	3/4 PROF FEES FOR JULY 2	008253	18993	3,125.00	178,329.80
13/11	7/13	A65101	CHK: 122037	07858	TECH SERVICES	018087	3050	1,500.00	179,829.80
25/11	7/25	A65740	CHK: 122107	07898	ACCOUNT MANAGEMENT	001344	6474	6,500.00	186,329.80
25/11	7/25	A65741	CHK: 122107	07898	MONTHLY PUBLIC RELATIONS	001344	6475	6,000.00	192,329.80
25/11	7/25	A65743	CHK: 122107	07898	TRAVEL EXPENSE-ATKIN	001344	6477	3,731.60	196,061.40
25/11	7/25	A65760	CHK: 122169	07898	TECH SERVICES	018087	3058	1,500.00	197,561.40
27/11	7/27	A65893	CHK: 122200	07911	SPI YEAR AROUND FISHING	023033	SPICVB003	500.00	198,061.40
===== JULY ACTIVITY DB: 22,856.60 CR: 0.00								22,856.60	

 592-0531 MEDIA PLACEMENT
 B E G I N N I N G B A L A N C E 991,916.96

DATE	TRAN #	CHK	REFERENCE	PACKET	DESCRIPTION	VEND	INV/JE #	AMOUNT	BALANCE
14/11	7/14	A65154	CHK: 122048	07862	2011 TIFT PROGRAM BOOK:A	020064	912	800.00	992,716.96
14/11	7/14	A65159	CHK: 999999	07862	TRAVELINF. COM JUNE 2011	022003	711022	216.75	992,933.71
25/11	7/25	A65744	CHK: 122107	07898	MEDIAMAX NETWORKR APRIL	001344	6478	9,829.41	1,002,763.12
25/11	7/25	A65745	CHK: 122107	07898	MEDIAMAX NETWORKR APRIL	001344	6479	6,067.38	1,008,830.50
25/11	7/25	A65746	CHK: 122107	07898	MEDIAMAX NETWORKR APRIL	001344	6480	3,000.00	1,011,830.50
25/11	7/25	A65747	CHK: 122107	07898	MEDIAMAX NETWORKR APRIL	001344	6481	8,081.00	1,019,911.50
25/11	7/25	A65748	CHK: 122107	07898	MEDIAMAX NETWORKR APRIL	001344	6482	6,250.00	1,026,161.50
25/11	7/25	A65751	CHK: 122107	07898	MEDIAMAX NETWORKR APRIL	001344	6485	6,250.00	1,032,411.50
25/11	7/25	A65752	CHK: 122107	07898	MEDIAMAX NETWORKR APRIL	001344	6486	5,282.73	1,037,694.23
25/11	7/25	A65753	CHK: 122107	07898	MEDIAMAX NETWORKR APRIL	001344	6487	588.25	1,038,282.48
25/11	7/25	A65754	CHK: 122107	07898	MEDIAMAX NETWORKR APRIL	001344	6488	4,425.99	1,042,708.47
27/11	7/27	A65885	CHK: 122179	07911	ADVERTISING IN YELLOW PG	019510	71111	105.60	1,042,814.07
27/11	7/27	A65888	CHK: 122188	07911	FORT HOOD SENTINEL AD	020214	16452553	325.00	1,043,139.07
27/11	7/27	A65892	CHK: 122199	07911	RGV VISITOR GUIDE-CTR SP	023032	1966	2,500.00	1,045,639.07
===== JULY ACTIVITY DB: 53,722.11 CR: 0.00								53,722.11	

 592-0532 HARLINGEN CO-OP ADV
 B E G I N N I N G B A L A N C E 0.00

 592-0533 MARKETING
 B E G I N N I N G B A L A N C E 97,573.52

13/11	7/13	A65110	CHK: 121991	07859	RENTAL OF ZILKER PARK CL 001399	070811		1,150.00	98,723.52
27/11	7/27	A65878	CHK: 122102	07911	REPRESENTATION -E MAIL M 001216	234104		257.13	98,980.65
27/11	7/27	A65879	CHK: 122102	07911	REPRESENTATION, EMAIL JU 001216	235103		322.59	99,303.24
			=====	JULY ACTIVITY	DB:	1,729.72	CR:	0.00	1,729.72

 592-0534 AIRPORT SHUTTLE SERVICE
 B E G I N N I N G B A L A N C E 75,526.61

 592-0535 FAMILIARIZATION TOUR
 B E G I N N I N G B A L A N C E 7,281.12

14/11	7/14	A65142	CHK: 121989	07862	2HR.SANDCASTLE DEMO/LESS 001270	51711		150.00	7,431.12
14/11	7/14	A65145	CHK: 122008	07862	4 NIGHTS LODGING;7/11-15 006243	0000028153		883.94	8,315.06
14/11	7/14	A65150	CHK: 122028	07862	SHORT TERM RENTAL JUNE22 016097	3708		343.50	8,658.56
20/11	7/21	B30167		03516	RECLASS AMEX CK #121954	JE# 015098		2,953.49	11,612.05
27/11	7/27	A65924	CHK: 999999	07915	MILEAGE & MISC. REIMBURS 001020	71511		42.07	11,654.12
			=====	JULY ACTIVITY	DB:	4,373.00	CR:	0.00	4,373.00

 592-0537 PRODUCTION
 B E G I N N I N G B A L A N C E 63,281.20

27/11	7/27	A65880	CHK: 122107	07911	SAEN- SUMMER FUN GUIDE 001344	6489		400.00	63,681.20
27/11	7/27	A65889	CHK: 122191	07911	ART SERVICES:TIFT BANNER 020602	11826		110.00	63,791.20
			=====	JULY ACTIVITY	DB:	510.00	CR:	0.00	510.00

 592-0538 CONVENTION SERVICES
 B E G I N N I N G B A L A N C E 43,233.21

20/11	7/21	B30167		03516	RECLASS AMEX CK #121954	JE# 015098		220.24	43,453.45
			=====	JULY ACTIVITY	DB:	220.24	CR:	0.00	220.24

 592-0540 ADVERTISING
 B E G I N N I N G B A L A N C E 740.00

FUND : 02 -HOTEL/MOTEL TAX FUND
 DEPT : 592 SALES & MARKETING

PERIOD TO USE: Jul-2011 THRU Jul-2011
 ACCOUNTS: 590-0010 THRU 593-9999

OST DATE TRAN # REFERENCE PACKET=====DESCRIPTION===== VEND INV/JE # NOTE =====AMOUNT===== =====BALANCE=====

 592-0545 NON-LOCAL MEETINGS
 B E G I N N I N G B A L A N C E 275.00CR

592-0550 TRAVEL EXPENSE
 B E G I N N I N G B A L A N C E 51,864.92

06/11	7/06	A64764	CHK: 999999	07822	MILEAGE/MISC. REIMBURSEM	001020	062811	99.75	51,964.67
06/11	7/06	A64780	CHK: 999999	07823	TRAVEL EXPENSES, LOS ANG	004006	062711	250.00	52,214.67
08/11	7/08	C30111	RCPT 00070944	13152	REIM C LEDBETTER		SAN MARCOS	20.45CR	52,194.22
13/11	7/13	A65115	CHK: 999999	07859	MILEAGE & MISC. REIMBURS	004006	62711	252.14	52,446.36
13/11	7/14	C30127	RCPT 00071058	13164	REIM D QUANDT		SAN MARCOS	11.00CR	52,435.36
13/11	7/14	C30127	RCPT 00071064	13164	REIM S SOLIZ CHGS ON AMEX		JUNE	36.73CR	52,398.63
14/11	7/14	A65143	CHK: 121998	07862	SITE VISIT EXP.JUNE28-JU	003379	00-7256	1,293.49	53,692.12
20/11	7/20	A65545	CHK: 122082	07879	MILEAGE REIMBURSEMENT	007012	61711	142.80	53,834.92
20/11	7/20	A65547	CHK: 122090	07879	MILEAGE REIMBURSEMENT	018259	61711	103.26	53,938.18
20/11	7/20	A65548	CHK: 122092	07879	MILEAGE REIMBURSEMENT	019253	52111	21.62	53,959.80
20/11	7/20	A65549	CHK: 122092	07879	MILEAGE & MISC. REIMBURS	019253	62311	222.56	54,182.36
20/11	7/21	B30167		03516	RECLASS AMEX CK #121954		JE# 015098	6,922.19	61,104.55
21/11	7/21	A65579	CHK: 122089	07885	MILEAGE REIMBURSEMENT	017002	62911	300.90	61,405.45
27/11	7/27	A65924	CHK: 999999	07915	MILEAGE & MISC. REIMBURS	001020	71511	26.40	61,431.85
27/11	7/27	A65925	CHK: 999999	07915	CASH ADVANCE:SAN MARCOS	004006	62911	250.00	61,681.85
27/11	7/27	A65926	CHK: 122139	07915	TRAVEL EXPENSES:SAN MARC	007012	71111	150.00	61,831.85
27/11	7/27	A65927	CHK: 122159	07915	TRAVEL EXPENSES:SAN MARC	014111	71111	150.00	61,981.85
27/11	7/27	A65928	CHK: 122176	07915	MILEAGE & MISC. REIMBURS	019253	61111	98.56	62,080.41
27/11	7/27	A65929	CHK: 999999	07915	TRAVEL EXPENSES:SAN MARC	021070	71111	150.00	62,230.41
27/11	7/27	A65930	CHK: 999999	07915	TRAVEL EXPENSES:SAN MARC	024191	70111	150.00	62,380.41
=====				JULY ACTIVITY	DB:	10,583.67	CR:	68.18CR	10,515.49

 592-0550-001 CC CHGS DQ
 B E G I N N I N G B A L A N C E 0.00

592-0550-002 CC CHGS CL
 B E G I N N I N G B A L A N C E 0.00

592-0550-003 CC CHGS MZ
 B E G I N N I N G B A L A N C E 0.00

592-0550-004 CC CHGS DA
 B E G I N N I N G B A L A N C E 0.00

FUND : 02 -HOTEL/MOTEL TAX FUND
DEPT : 592 SALES & MARKETING

PERIOD TO USE: Jul-2011 THRU Jul-2011
ACCOUNTS: 590-0010 THRU 593-9999

OST DATE TRAN # REFERENCE PACKET=====DESCRIPTION===== VEND INV/JE # NOTE =====AMOUNT===== =====BALANCE=====

592-0550-005 CC CHGS LD
B E G I N N I N G B A L A N C E 0.00

592-0550-006 CC CHGS SS
B E G I N N I N G B A L A N C E 0.00

592-0551 DUES & MEMBERSHIPS
B E G I N N I N G B A L A N C E 19,567.42

14/11 7/14 A65152 CHK: 122035 07862 MEMBERSHIP DUES:DAN QUAN 016651 71111 190.00 19,757.42
14/11 7/14 A65153 CHK: 122038 07862 MEMBERSHIP 8/01/11 -7/31 018105 71111 350.00 20,107.42
20/11 7/21 B30167 03516 RECLASS AMEX CK #121954 JE# 015098 450.00 20,557.42
27/11 7/27 A65894 CHK: 122224 07911 BRYAN-COLLEGE STATION CV 1 1273-1 39.38 20,596.80
27/11 7/27 A65931 CHK: 122225 07915 MEMBERSHIP 1 71311 46.00 20,642.80
===== JULY ACTIVITY DB: 1,075.38 CR: 0.00 1,075.38

592-0553 TRADE SHOW FEES
B E G I N N I N G B A L A N C E 36,279.43

13/11 7/13 A65133 CHK: 122065 07859 MISC. SHIPPING CHRGES 024005 556-468552 319.83 36,599.26
14/11 7/14 A65151 CHK: 122034 07862 CO-OP BOOTH 2011 AARP CO 016275 AARP2011-1 650.00 37,249.26
20/11 7/21 B30167 03516 RECLASS AMEX CK #121954 JE# 015098 3,397.30 40,646.56
27/11 7/27 A65915 CHK: 122171 07912 TRADE SHOW BOOTH 018136 71211 300.00 40,946.56
27/11 7/27 A65916 CHK: 122186 07912 MMEMBERSHIP DUES FOR 201 020171 1322 500.00 41,446.56
===== JULY ACTIVITY DB: 5,167.13 CR: 0.00 5,167.13

592-0554 VALLEY CO-OP
B E G I N N I N G B A L A N C E 0.00

592-0555 MISC. REIMBURSEMENTS
B E G I N N I N G B A L A N C E 0.00

592-0558 DECORATIONS
B E G I N N I N G B A L A N C E 0.00

592-0559 INTERNET
B E G I N N I N G B A L A N C E 67,424.85

25/11 7/25 A65739 CHK: 122107 07898 WEBSITE/INTERNET 001344 6446 85.00 67,509.85

FUND : 02 -HOTEL/MOTEL TAX FUND

PERIOD TO USE: Jul-2011 THRU Jul-2011

DEPT : 592 SALES & MARKETING

ACCOUNTS: 590-0010 THRU 593-9999

OST	DATE	TRAN #	REFERENCE	PACKET=====	DESCRIPTION=====	VEND	INV/JE #	NOTE	=====AMOUNT=====	=====BALANCE=====
25/11	7/25	A65742	CHK: 122107	07898	WEBSITE/INTERNET	001344	6476		2,800.00	70,309.85
25/11	7/25	A65749	CHK: 122107	07898	WEBSITE/INTERNET	001344	6483		2,777.79	73,087.64
25/11	7/25	A65750	CHK: 122107	07898	WEBSITE/INTERNET	001344	6484		470.59	73,558.23
			=====	JULY ACTIVITY	DB:	6,133.38	CR:	0.00	6,133.38	

592-0561 HISTORIC PRESERVATION
 B E G I N N I N G B A L A N C E 815.98

592-1001 BUILDINGS & STRUCTURES
 B E G I N N I N G B A L A N C E 0.00

592-1004 MACHINERY & EQUIPMENT
 B E G I N N I N G B A L A N C E 0.00

592-1007 MOTOR VEHICLES
 B E G I N N I N G B A L A N C E 0.00

592-1010 SOFTWARE
 B E G I N N I N G B A L A N C E 0.00

592-1011 INFORMATION TECHNOLOGY
 B E G I N N I N G B A L A N C E 0.00

592-1020 OUTDOOR RESTROOMS
 B E G I N N I N G B A L A N C E 0.00

592-1030 MOBILE BOX OFFICE
 B E G I N N I N G B A L A N C E 0.00

592-9100 Y2K UPDATES
 B E G I N N I N G B A L A N C E 0.00

592-9470 DEBT SERVICE TRANSFER
 B E G I N N I N G B A L A N C E 0.00

FUND : 02 -HOTEL/MOTEL TAX FUND
 DEPT : 592 SALES & MARKETING

PERIOD TO USE: Jul-2011 THRU Jul-2011
 ACCOUNTS: 590-0010 THRU 593-9999

OST	DATE	TRAN #	REFERENCE	PACKET	DESCRIPTION	VEND	INV/JE #	NOTE	AMOUNT	BALANCE
592-9472			INTERFUND TRANSFERS							
			B E G I N N I N G		B A L A N C E					0.00

592-9999			BUDGET DEPT ADJ							
			B E G I N N I N G		B A L A N C E					0.00

593		80								
			B E G I N N I N G		B A L A N C E					0.00

T: 593			EVENTS MARKETING							
593-0010-01			EXEMPT							
			B E G I N N I N G		B A L A N C E					0.00

593-0010-02			NON EXEMPT							
			B E G I N N I N G		B A L A N C E					0.00

593-0030			LABOR							
			B E G I N N I N G		B A L A N C E					32,402.13
06/11	7/05	P06276	PYEXP	00579	PAYROLL 7-6-11				1,744.73	34,146.86
20/11	7/18	P06279	PYEXP	00580	PAYROLL 7-20-11				1,744.73	35,891.59
			=====	JULY ACTIVITY	DB:	3,489.46	CR:	0.00	3,489.46	

593-0040			TEMPORARY EMPLOYEES							
			B E G I N N I N G		B A L A N C E					0.00

593-0060			OVERTIME							
			B E G I N N I N G		B A L A N C E					0.00

593-0070			MEDICARE							
			B E G I N N I N G		B A L A N C E					490.34
06/11	7/06	B30086	MISC	03495	PAYROLL		JE# 015044		25.30	515.64
21/11	7/22	B30174	MISC	03518	PAYROLL		JE# 015100		38.45	554.09
			=====	JULY ACTIVITY	DB:	63.75	CR:	0.00	63.75	

FUND : 02 -HOTEL/MOTEL TAX FUND

PERIOD TO USE: Jul-2011 THRU Jul-2011

DEPT : 593 EVENTS MARKETING

ACCOUNTS: 590-0010 THRU 593-9999

OST DATE TRAN # REFERENCE PACKET=====DESCRIPTION===== VEND INV/JE # NOTE =====AMOUNT===== =====BALANCE=====

593-0080 TMRS
B E G I N N I N G B A L A N C E 3,848.91

13/11 7/13 A65091 CHK: 122049 07856 JUNE 2011 CONTRIBUTIONS 020100 71111 445.96 4,294.87
===== JULY ACTIVITY DB: 445.96 CR: 0.00 445.96

593-0081 GROUP INSURANCE
B E G I N N I N G B A L A N C E 4,368.71

28/11 7/28 A65932 CHK: 122114 07916 AUGUST 2011 DENTAL PREMI 002200 72611 26.55 4,395.26
28/11 7/28 A65933 CHK: 122135 07916 AUGUST 2011 LTD,LIFE,AD& 006133 71411 33.10 4,428.36
28/11 7/28 A65938 CHK: 122182 07916 AUGUST 2011 MEDICAL PREM 020057 71911 338.94 4,767.30
===== JULY ACTIVITY DB: 398.59 CR: 0.00 398.59

593-0083 WORKERS COMPENSATION
B E G I N N I N G B A L A N C E 168.18

593-0084 UNEMPLOYMENT TAX
B E G I N N I N G B A L A N C E 72.00

593-0085 LONGEVITY
B E G I N N I N G B A L A N C E 665.00

593-0090 MERIT ADJUSTMENTS
B E G I N N I N G B A L A N C E 0.00

20/11 7/18 P06279 PYEXP 00580 PAYROLL 7-20-11 907.26 907.26
===== JULY ACTIVITY DB: 907.26 CR: 0.00 907.26

593-0104 FUEL & LUBRICANTS
B E G I N N I N G B A L A N C E 885.42

08/11 7/08 A64837 CHK: 121969 07829 FUEL PURCHASED JUNE 1-30 006241 NP30561582 23.74 909.16
===== JULY ACTIVITY DB: 23.74 CR: 0.00 23.74

OST	DATE	TRAN #	REFERENCE	PACKET=====	DESCRIPTION=====	VEND	INV/JE #	NOTE	=====AMOUNT=====	=====BALANCE=====
FUND	:	02	-HOTEL/MOTEL TAX FUND		PERIOD TO USE:	Jul-2011	THRU	Jul-2011		
DEPT	:	593	EVENTS MARKETING		ACCOUNTS:	590-0010	THRU	593-9999		
593-0150			MINOR TOOLS & EQUIPMENT							
			BEGINNING		BALANCE					0.00

593-0420			MOTOR VEHICLES							
			BEGINNING		BALANCE					28.46

593-0513			TRAINING							
			BEGINNING		BALANCE					0.00

593-0520			INSURANCE							
			BEGINNING		BALANCE					0.00

593-0530			PROFESSIONAL SERVICE							
			BEGINNING		BALANCE					0.00

593-0540			ADVERTISING							
			BEGINNING		BALANCE					0.00

593-0550			TRAVEL							
			BEGINNING		BALANCE					26.52

593-0550-001			CC CHGS MH							
			BEGINNING		BALANCE					0.00

593-0550-002			CC CHGS BH							
			BEGINNING		BALANCE					0.00

593-0551			DUES & MEMBERSHIPS							
			BEGINNING		BALANCE					1,635.00

593-1004			MACHINERY & EQUIPMENT							
			BEGINNING		BALANCE					0.00

593-1007			MOTOR VEHICLES							
			BEGINNING		BALANCE					0.00

FUND : 02 -HOTEL/MOTEL TAX FUND

PERIOD TO USE: Jul-2011 THRU Jul-2011

DEPT : 593 EVENTS MARKETING

ACCOUNTS: 590-0010 THRU 593-9999

OST DATE TRAN # REFERENCE PACKET=====DESCRIPTION===== VEND INV/JE # NOTE =====AMOUNT===== =====BALANCE=====

593-7005 RADIO PROMOTIONS
B E G I N N I N G B A L A N C E 0.00

593-7010 HOSTING COSTS
B E G I N N I N G B A L A N C E 24,671.00

593-7020 COLLEGEFEST
B E G I N N I N G B A L A N C E 0.00

593-8010 CINE SOL
B E G I N N I N G B A L A N C E 0.00

593-8015 TEXAS POLICE GAMES
B E G I N N I N G B A L A N C E 0.00

593-8020 SANDY CUP
B E G I N N I N G B A L A N C E 0.00

593-8025 TEXAS SENIOR OPEN
B E G I N N I N G B A L A N C E 0.00

593-8030 FIREWORKS
B E G I N N I N G B A L A N C E 52,500.00

593-8031 R SOLER TRIATHLON
B E G I N N I N G B A L A N C E 0.00

593-8032 PIRATE DAYS
B E G I N N I N G B A L A N C E 0.00

593-8033 PI SHRIMP COOKOFF
B E G I N N I N G B A L A N C E 0.00

593-8034 PI LONGEST WALK
B E G I N N I N G B A L A N C E 0.00

FUND : 02 -HOTEL/MOTEL TAX FUND

PERIOD TO USE: Jul-2011 THRU Jul-2011

DEPT : 593 EVENTS MARKETING

ACCOUNTS: 590-0010 THRU 593-9999

OST DATE TRAN # REFERENCE PACKET=====DESCRIPTION===== VEND INV/JE # NOTE =====AMOUNT===== =====BALANCE=====

593-8035 SPI BLOWOUT
B E G I N N I N G B A L A N C E 0.00

593-8036 TEXAS 2000 REGATTA
B E G I N N I N G B A L A N C E 0.00

593-8040 POLAR BEAR DIP
B E G I N N I N G B A L A N C E 0.00

593-8045 KITE BOARDING RODEO
B E G I N N I N G B A L A N C E 8,860.00

593-8050 RR PEDAL TO PADRE
B E G I N N I N G B A L A N C E 0.00

593-8055 RGV CHILLI COOKOFF
B E G I N N I N G B A L A N C E 0.00

593-8060 ENTRANCE SIGNS
B E G I N N I N G B A L A N C E 826.00

593-8065 VOLLEYBALL
B E G I N N I N G B A L A N C E 0.00

593-8068 B&S KITEFEST
B E G I N N I N G B A L A N C E 2,500.00

593-8070 MAGIC VALLEY BIKEFEAT
B E G I N N I N G B A L A N C E 6,030.00

593-8071 PIRATE DAYS
B E G I N N I N G B A L A N C E 0.00

593-8072 TRIATHLON
B E G I N N I N G B A L A N C E 0.00

FUND : 02 -HOTEL/MOTEL TAX FUND

PERIOD TO USE: Jul-2011 THRU Jul-2011

DEPT : 593 EVENTS MARKETING

ACCOUNTS: 590-0010 THRU 593-9999

OST DATE TRAN # REFERENCE PACKET=====DESCRIPTION===== VEND INV/JE # NOTE =====AMOUNT===== =====BALANCE=====

593-8073 SPRING BREAK DIVERSIFICATION
B E G I N N I N G B A L A N C E 0.00

593-8074 SPRING BREAK
B E G I N N I N G B A L A N C E 0.00

593-8075 SAND CASTLE DAYS
B E G I N N I N G B A L A N C E 34,978.00

593-8076 HOLIDAY LIGHTS
B E G I N N I N G B A L A N C E 0.00

593-8078 NASCAR TRUCK SERIES
B E G I N N I N G B A L A N C E 0.00

593-8080 NCAA MEN'S BASKETBALL
B E G I N N I N G B A L A N C E 155,523.94

593-8081 NBA D LEAGUE
B E G I N N I N G B A L A N C E 166,621.62

593-8082 U.S. CLASSIC 8-BALL
B E G I N N I N G B A L A N C E 0.00

593-8084 SPI Bikefest
B E G I N N I N G B A L A N C E 16,465.00

593-8085 BAY WATCH CLEANUP
B E G I N N I N G B A L A N C E 0.00

593-8086 TIFT
B E G I N N I N G B A L A N C E 0.00

593-8087 JUNIOR FISHING TOURNAMENT
B E G I N N I N G B A L A N C E 0.00

FUND : 02 -HOTEL/MOTEL TAX FUND

PERIOD TO USE: Jul-2011 THRU Jul-2011

DEPT : 593 EVENTS MARKETING

ACCOUNTS: 590-0010 THRU 593-9999

OST DATE TRAN # REFERENCE PACKET=====DESCRIPTION===== VEND INV/JE # NOTE =====AMOUNT===== =====BALANCE=====

593-8088 LKT
B E G I N N I N G B A L A N C E 1,500.00

593-8090 HOLIDAY PARADE
B E G I N N I N G B A L A N C E 0.00

593-8092 EASTER EGG HUNT
B E G I N N I N G B A L A N C E 0.00

593-8095 RACE TO THE BORDER
B E G I N N I N G B A L A N C E 0.00

593-8097 WINTER TEXAS POOL TOURN.
B E G I N N I N G B A L A N C E 0.00

593-8098 WINTER TEXAN APPRECIATION
B E G I N N I N G B A L A N C E 0.00

593-8099 MISC. SPONSORSHIPS
B E G I N N I N G B A L A N C E 4,750.00

593-8100 AMERICAN JUNIOR GOLF TRN
B E G I N N I N G B A L A N C E 0.00

593-8105 USA. BICYCLE BASH
B E G I N N I N G B A L A N C E 0.00

593-8110 JUST DU-IT DUATHALON
B E G I N N I N G B A L A N C E 0.00

593-8111 BASKETBALL TOURNAMENTS
B E G I N N I N G B A L A N C E 0.00

593-8112 PORSCHE EVENT
B E G I N N I N G B A L A N C E 0.00

FUND : 02 -HOTEL/MOTEL TAX FUND

PERIOD TO USE: Jul-2011 THRU Jul-2011

DEPT : 593 EVENTS MARKETING

ACCOUNTS: 590-0010 THRU 593-9999

OST DATE TRAN # REFERENCE PACKET=====DESCRIPTION===== VEND INV/JE # NOTE =====AMOUNT===== BALANCE=====

593-8113 RUFF RIDER REGATTA
B E G I N N I N G B A L A N C E 0.00

593-8114 POOL TOURNAMENT
B E G I N N I N G B A L A N C E 0.00

593-8115 HIGH SCHOOL BASKETBALL
B E G I N N I N G B A L A N C E 5,000.00

593-8116 USA BEACH MARATHON
B E G I N N I N G B A L A N C E 0.00

593-8117 HOOPLA 3 ON 3 BASKETBALL
B E G I N N I N G B A L A N C E 0.00

593-8119 WOMEN'S TIP OF TX GOLF TOURN
B E G I N N I N G B A L A N C E 0.00

593-8120 FISH ACROSS TX SURF T
B E G I N N I N G B A L A N C E 0.00

593-8125 OBERTO FISHING TOURNAMENT
B E G I N N I N G B A L A N C E 0.00

593-8130 FULL MOON FESTIVAL
B E G I N N I N G B A L A N C E 0.00

593-8131 WINTER TX GOLF CLASSIC
B E G I N N I N G B A L A N C E 0.00

593-8132 USA KIDS PEDAL
B E G I N N I N G B A L A N C E 0.00

593-8133 TGSA SURF CHAMPIONSHIPS
B E G I N N I N G B A L A N C E 0.00

FUND : 02 -HOTEL/MOTEL TAX FUND

PERIOD TO USE: Jul-2011 THRU Jul-2011

DEPT : 593 EVENTS MARKETING

ACCOUNTS: 590-0010 THRU 593-9999

OST DATE TRAN # REFERENCE PACKET=====DESCRIPTION===== VEND INV/JE # NOTE =====AMOUNT===== =====BALANCE=====

593-8134 BEACHCOMBERS ART SHOW
B E G I N N I N G B A L A N C E 0.00

593-8135 USA ADVENTURE RACE
B E G I N N I N G B A L A N C E 0.00

593-8136 REDFISH RODEO
B E G I N N I N G B A L A N C E 0.00

593-8137 MASTERS OF THE FUTURE
B E G I N N I N G B A L A N C E 0.00

593-8138 MUSIC FESTIVAL
B E G I N N I N G B A L A N C E 0.00

593-8139 KIDS CUP FISHING
B E G I N N I N G B A L A N C E 0.00

593-8140 CYCLING TIME TRIAL AND RACE
B E G I N N I N G B A L A N C E 0.00

593-8141 COMMUNITY EVENTS
B E G I N N I N G B A L A N C E 0.00

593-9477 TRANSPORTATION GRANT
B E G I N N I N G B A L A N C E 0.00

11/11 7/11 B30116 Misc 071111 03501 TSF FROM H/M TO TRANSPORTATION JE# 015064 50,000.00 50,000.00
===== JULY ACTIVITY DB: 50,000.00 CR: 0.00 50,000.00

593-9999 BUDGET DEPT ADJ
B E G I N N I N G B A L A N C E 0.00

FUND : 02 -HOTEL/MOTEL TAX FUND

PERIOD TO USE: Jul-2011 THRU Jul-2011

DEPT : 593 EVENTS MARKETING

ACCOUNTS: 590-0010 THRU 593-9999

OST DATE TRAN # REFERENCE PACKET=====DESCRIPTION===== VEND INV/JE # NOTE =====AMOUNT===== =====BALANCE=====

000 ERRORS IN THIS REPORT!

** REPORT TOTALS **

--- DEBITS ---

--- CREDITS ---

BEGINNING BALANCES: 2,903,550.54

275.00CR

REPORTED ACTIVITY: 234,876.33

351.48CR

ENDING BALANCES: 3,138,426.87

626.48CR

FUND : 06 -CONVENTION CENTER FUND

PERIOD TO USE: Jul-2011 THRU Jul-2011

DEPT : 565 CONVENTION CENTER OPER

ACCOUNTS: 565-0010 THRU 565-9999

OST DATE TRAN # REFERENCE PACKET=====DESCRIPTION===== VEND INV/JE # NOTE =====AMOUNT===== =====BALANCE=====

565-0010 SUPERVISION
B E G I N N I N G B A L A N C E 51,911.26

06/11 7/05 P06276 PYEXP 00579 PAYROLL 7-6-11 2,857.86 54,769.12
20/11 7/18 P06279 PYEXP 00580 PAYROLL 7-20-11 2,762.65 57,531.77
===== JULY ACTIVITY DB: 5,620.51 CR: 0.00 5,620.51

565-0010-01 EXEMPT
B E G I N N I N G B A L A N C E 0.00

565-0010-02 NON EXEMPT
B E G I N N I N G B A L A N C E 0.00

565-0020 CLERICAL
B E G I N N I N G B A L A N C E 18,514.71

06/11 7/05 P06276 PYEXP 00579 PAYROLL 7-6-11 995.44 19,510.15
20/11 7/18 P06279 PYEXP 00580 PAYROLL 7-20-11 995.44 20,505.59
===== JULY ACTIVITY DB: 1,990.88 CR: 0.00 1,990.88

565-0030 LABOR
B E G I N N I N G B A L A N C E 153,249.45

06/11 7/05 P06276 PYEXP 00579 PAYROLL 7-6-11 7,604.64 160,854.09
20/11 7/18 P06279 PYEXP 00580 PAYROLL 7-20-11 7,394.54 168,248.63
===== JULY ACTIVITY DB: 14,999.18 CR: 0.00 14,999.18

565-0040 TEMPORARY EMPLOYEES
B E G I N N I N G B A L A N C E 14,030.15

06/11 7/05 P06276 PYEXP 00579 PAYROLL 7-6-11 624.75 14,654.90
20/11 7/18 P06279 PYEXP 00580 PAYROLL 7-20-11 408.56 15,063.46
===== JULY ACTIVITY DB: 1,033.31 CR: 0.00 1,033.31

565-0060 OVERTIME
B E G I N N I N G B A L A N C E 14,737.32

06/11 7/05 P06276 PYEXP 00579 PAYROLL 7-6-11 141.15 14,878.47

FUND	DEPT	OST	DATE	TRAN #	REFERENCE	PACKET	DESCRIPTION	VEND	INV/JE #	NOTE	AMOUNT	BALANCE
06	565											
CONVENTION CENTER FUND												
CONVENTION CENTER OPER												
PERIOD TO USE: Jul-2011 THRU Jul-2011												
ACCOUNTS: 565-0010 THRU 565-9999												
20/11			7/18	P06279	PYEXP	00580	PAYROLL 7-20-11				598.50	15,476.97
					=====		JULY ACTIVITY	DB:	739.65	CR:	0.00	739.65

565-0070							MEDICARE					
							BEGINNING BALANCE					4,110.61
06/11			7/06	B30086	MISC	03495	PAYROLL		JE# 015044		227.53	4,338.14
21/11			7/22	B30174	MISC	03518	PAYROLL		JE# 015100		212.75	4,550.89
					=====		JULY ACTIVITY	DB:	440.28	CR:	0.00	440.28

565-0080							TMRS					
							BEGINNING BALANCE					25,585.09
13/11			7/13	A65091	CHK: 122049	07856	JUNE 2011 CONTRIBUTIONS	020100	71111		2,535.92	28,121.01
					=====		JULY ACTIVITY	DB:	2,535.92	CR:	0.00	2,535.92

565-0081							GROUP INSURANCE					
							BEGINNING BALANCE					38,507.24
28/11			7/28	A65932	CHK: 122114	07916	AUGUST 2011 DENTAL PREMI	002200	72611		203.44	38,710.68
28/11			7/28	A65933	CHK: 122135	07916	AUGUST 2011 LTD, LIFE, AD&	006133	71411		170.95	38,881.63
28/11			7/28	A65938	CHK: 122182	07916	AUGUST 2011 MEDICAL PREM	020057	71911		3,070.46	41,952.09
					=====		JULY ACTIVITY	DB:	3,444.85	CR:	0.00	3,444.85

565-0083							WORKERS COMPENSATION					
							BEGINNING BALANCE					10,214.29

565-0084							UNEMPLOYMENT TAX					
							BEGINNING BALANCE					778.48
25/11			7/26	B30186		03515	TWC 2ND QTR 2011		JE# 015097		148.64	927.12
					=====		JULY ACTIVITY	DB:	148.64	CR:	0.00	148.64

565-0085							LONGEVITY					
							BEGINNING BALANCE					5,088.50

FUND : 06 -CONVENTION CENTER FUND PERIOD TO USE: Jul-2011 THRU Jul-2011
 DEPT : 565 CONVENTION CENTER OPER ACCOUNTS: 565-0010 THRU 565-9999
 OST DATE TRAN # REFERENCE PACKET=====DESCRIPTION===== VEND INV/JE # NOTE =====AMOUNT===== BALANCE=====

 565-0090 MERIT ADJUSTMENTS
 B E G I N N I N G B A L A N C E 2,865.24

20/11 7/18 P06279 PYEXP 00580 PAYROLL 7-20-11 754.54 3,619.78
 ===== JULY ACTIVITY DB: 754.54 CR: 0.00 754.54

 565-0095 SALES INCENTIVE
 B E G I N N I N G B A L A N C E 0.00

 565-0101 OFFICE SUPPLIES
 B E G I N N I N G B A L A N C E 2,874.28

14/11 7/14 A65144 CHK: 122004 07862 TONER FOR FAX MACHINE 003813 27975 170.00 3,044.28
 ===== JULY ACTIVITY DB: 170.00 CR: 0.00 170.00

 565-0102 LOCAL MEETINGS
 B E G I N N I N G B A L A N C E 0.00

 565-0104 FUELS & LUBRICANTS
 B E G I N N I N G B A L A N C E 825.73

08/11 7/08 A64837 CHK: 121969 07829 FUEL PURCHASED JUNE 1-30 006241 NP30561582 112.13 937.86
 ===== JULY ACTIVITY DB: 112.13 CR: 0.00 112.13

 565-0105 CHEMICALS
 B E G I N N I N G B A L A N C E 0.00

 565-0107 BOOKS & PERIODICALS
 B E G I N N I N G B A L A N C E 0.00

 565-0108 POSTAGE
 B E G I N N I N G B A L A N C E 0.00

 565-0109 PHOTOGRAPHIC SUPPLIES
 B E G I N N I N G B A L A N C E 0.00

FUND	DEPT	OST	DATE	TRAN #	REFERENCE	PACKET	DESCRIPTION	VEND	INV/JE #	NOTE	AMOUNT	BALANCE
06	565						CONVENTION CENTER FUND CONVENTION CENTER OPER					
PERIOD TO USE: Jul-2011 THRU Jul-2011												
ACCOUNTS: 565-0010 THRU 565-9999												

565-0110					FLAGS							
							BEGINNING BALANCE					0.00
20/11	7/21	B30167			03516 RECLASS AMEX CK #121954				JE# 015098		196.00	196.00
					===== JULY ACTIVITY		DB: 196.00		CR: 0.00		196.00	

565-0111					TIRES & TUBES							
							BEGINNING BALANCE					0.00

565-0112					SIGNS							
							BEGINNING BALANCE					0.00

565-0113					BATTERIES							
							BEGINNING BALANCE					128.02

565-0114					MEDICAL							
							BEGINNING BALANCE					281.51
27/11	7/27	A65906	CHK: 122120		07912 MISC. FIRST AID SUPPLIES	003419	118146				47.93	329.44
					===== JULY ACTIVITY		DB: 47.93		CR: 0.00		47.93	

565-0115					LAMPS & GLOBES							
							BEGINNING BALANCE					1,086.12

565-0117					SAFETY SUPPLIES							
							BEGINNING BALANCE					0.00

565-0130					WEARING APPAREL							
							BEGINNING BALANCE					4,460.63
14/11	7/14	A65155	CHK: 999999		07862 MATS, UNIFORMS, ETC	021102	8131946907				81.04	4,541.67
14/11	7/14	A65156	CHK: 999999		07862 MATS, UNIFORMS, ETC	021102	8131949029				81.04	4,622.71
14/11	7/14	A65158	CHK: 999999		07862 FLOORMATS, UNIFORMS, ETC	021102	8131951158				81.04	4,703.75
27/11	7/27	A65918	CHK: 999999		07912 FLOORMATS, UNIFORMS, ET	021102	8131953287				81.04	4,784.79
					===== JULY ACTIVITY		DB: 324.16		CR: 0.00		324.16	

FUND	: 06 -CONVENTION CENTER FUND		PERIOD TO USE: Jul-2011 THRU Jul-2011						
DEPT	: 565 CONVENTION CENTER OPER		ACCOUNTS: 565-0010 THRU 565-9999						
OST	DATE	TRAN #	REFERENCE	PACKET=====DESCRIPTION=====	VEND	INV/JE #	NOTE	=====AMOUNT=====	=====BALANCE=====

565-0150	MINOR TOOLS & EQUIPMENT								
	B E G I N N I N G B A L A N C E								6,139.57
14/11	7/14	A65147	CHK: 122023	07862 V-BELTS FOR WATER CHILLE	014030	585968		35.00	6,174.57
14/11	7/14	A65148	CHK: 122023	07862 2-V-BLETS FOR A/C UNIT(S	014030	586237		39.54	6,214.11
14/11	7/14	A65149	CHK: 122023	07862 2 HI PWR IND V -BELTS FO	014030	586259		23.78	6,237.89
27/11	7/27	A65909	CHK: 122162	07912 PAINT ROLLER, BRUSHES, W	016110	078313		50.89	6,288.78
27/11	7/27	A65910	CHK: 122162	07912 DRILL BIT SET, NUTSETTER	016110	078489		48.46	6,337.24
27/11	7/27	A65911	CHK: 122162	07912 PROPANE CYL. SCRWDREV, RE	016110	078654		79.00	6,416.24
27/11	7/27	A65912	CHK: 122162	07912 WD-40, REPEL, PUTTY KNIF	016110	078819		33.44	6,449.68
27/11	7/27	A65913	CHK: 122162	07912 HEXKEYS, TURTLEWX, ETC	016110	078915		51.97	6,501.65
			=====	JULY ACTIVITY	DB:	362.08	CR:	0.00	362.08

565-0160	LAUNDRY & JANITORIAL								
	B E G I N N I N G B A L A N C E								12,879.90
13/11	7/13	A65099	CHK: 999999	07858 JANITORIAL SUPPLIES	007600	225656		110.00	12,989.90
13/11	7/13	A65100	CHK: 999999	07858 JANITORIAL SUPPLIES	007600	230833		336.52	13,326.42
14/11	7/14	A65155	CHK: 999999	07862 MATS, UNIFORMS, ETC	021102	8131946907		8.15	13,334.57
14/11	7/14	A65156	CHK: 999999	07862 MATS, UNIFORMS, ETC	021102	8131949029		8.15	13,342.72
14/11	7/14	A65158	CHK: 999999	07862 FLOORMATS, UNIFORMS, ETC	021102	8131951158		8.15	13,350.87
25/11	7/25	A65757	CHK: 999999	07898 JANITORIAL SUPPLIES	007600	235476		473.09	13,823.96
27/11	7/27	A65895	CHK: 999999	07912 MOPS, AIR FRESHNERS, ET	001014	JL65491		49.00	13,872.96
27/11	7/27	A65897	CHK: 999999	07912 MOPS, AIR FRESHNERS, ET	001014	JL69633		49.00	13,921.96
27/11	7/27	A65899	CHK: 999999	07912 MOPS, AIR FRESHNERS, ET	001014	JL73774		49.00	13,970.96
27/11	7/27	A65901	CHK: 999999	07912 MOPS, AIR FRESHNERS, ET	001014	JU61331		49.00	14,019.96
27/11	7/27	A65918	CHK: 999999	07912 FLOORMATS, UNIFORMS, ET	021102	8131953287		8.15	14,028.11
			=====	JULY ACTIVITY	DB:	1,148.21	CR:	0.00	1,148.21

565-0174	GROSS RECEIPTS TAX								
	B E G I N N I N G B A L A N C E								0.00

565-0175	CATER RESALE FOOD/BEVERAGES								
	B E G I N N I N G B A L A N C E								0.00

565-0176	CONCESSION SUPPLIES								
	B E G I N N I N G B A L A N C E								28,485.47
27/11	7/27	A65904	CHK: 122110	07912 MISC. CONCESSION SUPPLI	002052	02191557		399.77	28,885.24
27/11	7/27	A65905	CHK: 122110	07912 MISC. CONCESSION SUPPLIE	002052	021B66B5		2,850.07	31,735.31
			=====	JULY ACTIVITY	DB:	3,249.84	CR:	0.00	3,249.84

565-0177 CATERING & KITCHEN SUPPLIES
B E G I N N I N G B A L A N C E 0.00

565-0178 UNCOLLECTABLE ACCOUNTS
B E G I N N I N G B A L A N C E 0.00

565-0180 INFORMATION TECHNOLOGY
B E G I N N I N G B A L A N C E 0.00

565-0190 SOFTWARE
B E G I N N I N G B A L A N C E 0.00

565-0201 BULK MATERIALS
B E G I N N I N G B A L A N C E 0.00

565-0210 COLLATERAL PIECES
B E G I N N I N G B A L A N C E 0.00

565-0230 PROMOTIONAL ITEMS
B E G I N N I N G B A L A N C E 0.00

565-0401 FURNITURE & FIXTURES
B E G I N N I N G B A L A N C E 1,730.00

13/11 7/13 A65120 CHK: 122018 07859 15-50 PAR20/ 8 FLOOD 012020 P48487 144.52 1,874.52
===== JULY ACTIVITY DB: 144.52 CR: 0.00 144.52

565-0410 MACHINERY & EQUIPMENT
B E G I N N I N G B A L A N C E 19,582.01

13/11 7/13 A65102 CHK: 122044 07858 1-TON COMPRESSOR 019645 0165 1,600.00 21,182.01
27/11 7/27 A65914 CHK: 122162 07912 CABLE TIES, WD40 MP CLNR 016110 079239 46.52 21,228.53
27/11 7/27 A65920 CHK: 122197 07912 POWER STEERING WRK PICKU 022184 71211 186.00 21,414.53
===== JULY ACTIVITY DB: 1,832.52 CR: 0.00 1,832.52

FUND : 06 -CONVENTION CENTER FUND PERIOD TO USE: Jul-2011 THRU Jul-2011
 DEPT : 565 CONVENTION CENTER OPER ACCOUNTS: 565-0010 THRU 565-9999
 OST DATE TRAN # REFERENCE PACKET=====DESCRIPTION===== VEND INV/JE # NOTE =====AMOUNT===== =====BALANCE=====

565-0411 BUILDING & STRUCTURES
 B E G I N N I N G B A L A N C E 76,528.36

13/11	7/13	A65095	CHK: 121988	07858	REPAIR ON SPRINKLER HEAD	001263	MS71101		3,000.00	79,528.36
26/11	7/26	A65766	CHK: 122132	07899	STEEL PAINT PROJECT	006084	166-11		7,113.00	86,641.36
27/11	7/27	A65903	CHK: 122104	07912	REPAIR BROKEN SPRINKLER	001263	MS81001		260.00	86,901.36
			=====		JULY ACTIVITY	DB:	10,373.00	CR:	0.00	10,373.00

565-0412 LANDSCAPE MAINT.
 B E G I N N I N G B A L A N C E 11,335.00

25/11	7/25	A65762	CHK: 122193	07898	MONTHLY LAWN SERVICES	020816	6318		1,475.00	12,810.00
25/11	7/25	A65763	CHK: 122193	07898	MONTHLY LAWN SERVICES	020816	6319		1,475.00	14,285.00
25/11	7/25	A65764	CHK: 122193	07898	MONTHLY LAWN SERVICES	020816	6886		1,475.00	15,760.00
			=====		JULY ACTIVITY	DB:	4,425.00	CR:	0.00	4,425.00

565-0415 SERVICE CONTRACTS
 B E G I N N I N G B A L A N C E 32,458.79

13/11	7/13	A65094	CHK: 121986	07858	MAINTENANCE ATT	001142	SB664027		195.66	32,654.45
13/11	7/13	A65097	CHK: 999999	07858	WTR TREATMENT/CHEMICAL	003418	1449		135.00	32,789.45
13/11	7/13	A65104	CHK: 122054	07858	MONTHLY SERVICE BROADBAN	020185	70411		919.90	33,709.35
13/11	7/13	A65105	CHK: 122054	07858	MONTHLY SERVICE BROADBAN	020185	7411		479.90	34,189.25
18/11	7/19	C30153	RCPT 00071185	13173	SIMPLEX GRINNEL: OVERPYMT				4,346.00CR	29,843.25
25/11	7/25	A65755	CHK: 999999	07898	MAINTENANCE FISH TANK	004405	72111		225.00	30,068.25
25/11	7/25	A65756	CHK: 999999	07898	AC FILTER SERVICE	006113	135140		1,597.86	31,666.11
25/11	7/25	A65758	CHK: 122161	07898	PEST CONTROL	015027	66254322		314.96	31,981.07
25/11	7/25	A65759	CHK: 122161	07898	PEST CONTROL	015027	66255177		77.88	32,058.95
25/11	7/25	A65761	CHK: 122190	07898	INSPECTION OF GROUNDS	020221	72111		495.00	32,553.95
27/11	7/27	A65917	CHK: 122190	07912	REPAIRS ON RAINBIRD PEB	020221	72111-1		502.32	33,056.27
			=====		JULY ACTIVITY	DB:	4,943.48	CR:	4,346.00CR	597.48

565-0418 PARKING LOTS
 B E G I N N I N G B A L A N C E 0.00

565-0420 MOTOR VEHICLES
 B E G I N N I N G B A L A N C E 1,131.30

565-0421 RADIOS & COMMUNICATIONS

FUND : 06 -CONVENTION CENTER FUND PERIOD TO USE: Jul-2011 THRU Jul-2011
 DEPT : 565 CONVENTION CENTER OPER ACCOUNTS: 565-0010 THRU 565-9999
 OST DATE TRAN # REFERENCE PACKET=====DESCRIPTION===== VEND INV/JE # NOTE =====AMOUNT===== =====BALANCE=====

B E G I N N I N G B A L A N C E 5,057.40

 565-0427 PLUMBING
 B E G I N N I N G B A L A N C E 0.00

 565-0501 COMMUNICATIONS
 B E G I N N I N G B A L A N C E 17,659.65

20/11 7/20 A65512 CHK: 122093 07873 TELEPHONE BILL DATED 7/0 019520 70311 1,884.36 19,544.01
 26/11 7/26 A65776 CHK: 122128 07900 TEX-AN CHGS FOR JUNE 201 004089 11060579T 84.67 19,628.68
 ===== JULY ACTIVITY DB: 1,969.03 CR: 0.00 1,969.03

 565-0510 RENTAL OF EQUIPMENT
 B E G I N N I N G B A L A N C E 8,492.25

13/11 7/13 A65118 CHK: 122015 07859 COPIER LEASE 009159 85016037 110.00 8,602.25
 13/11 7/13 A65098 CHK: 122009 07858 EQUIPMENT RENTAL 007029 55888063 75.00 8,677.25
 27/11 7/27 A65896 CHK: 999999 07912 MISC. TABLECOVERS 001014 JL65492 42.10 8,719.35
 27/11 7/27 A65898 CHK: 999999 07912 MISC. TABLECOVERS 001014 JL69634 42.10 8,761.45
 27/11 7/27 A65900 CHK: 999999 07912 MISC. TABLECOVERS 001014 JL73775 42.10 8,803.55
 27/11 7/27 A65902 CHK: 999999 07912 MISC. TABLECOVERS 001014 JU61332 42.10 8,845.65
 27/11 7/27 A65907 CHK: 122129 07912 DISHMACHINE RENTAL 7/14- 004283 6021057 144.65 8,990.30
 27/11 7/27 A65908 CHK: 122155 07912 RENTAL OF PORT OFFICE BL 013297 122112258 243.00 9,233.30
 ===== JULY ACTIVITY DB: 741.05 CR: 0.00 741.05

 565-0513 TRAINING EXPENSE
 B E G I N N I N G B A L A N C E 0.00

 565-0520 INSURANCE
 B E G I N N I N G B A L A N C E 67,172.24

29/11 7/29 A66527 07929 TWIA-COMMERCIAL 53656604 020123 72811 8,120.00 75,292.24
 ===== JULY ACTIVITY DB: 8,120.00 CR: 0.00 8,120.00

 565-0529 CREDIT CARD FEES
 B E G I N N I N G B A L A N C E 3,508.16

05/11 7/07 B30094 455397 03497 NPC MERCH PYMT-CC FEE JE# 015048 59.90 3,568.06
 05/11 7/07 B30095 625046 03497 NPC MERCH PYMT PROC-CC FEE JE# 015049 59.19 3,627.25
 05/11 7/07 B30100 82471 03497 MERCHE-SOLUTIONS BILLING-CC FE JE# 015054 24.95 3,652.20

FUND : 06 -CONVENTION CENTER FUND

PERIOD TO USE: Jul-2011 THRU Jul-2011

DEPT : 565 CONVENTION CENTER OPER

ACCOUNTS: 565-0010 THRU 565-9999

OST	DATE	TRAN #	REFERENCE	PACKET	DESCRIPTION	VEND	INV/JE #	NOTE	AMOUNT	BALANCE
05/11	7/07	B30101	458602	03497	AUTHNET GATEWAY-INTERNET SALES		JE# 015055		25.00	3,677.20
11/11	7/18	B30139	0711	03510	LEASE FINANCE GR LEASE PYMT		JE# 015075		86.10	3,763.30
18/11	7/20	B30159	Misc 001273	03513	FUN IN THE SON-7/9-14/2011		JE# 015090		179.73	3,943.03
25/11	7/27	B30197	Misc 072111	03523	CONT # 1254-AM SPIRIT		JE# 015112		107.74	4,050.77
			=====	JULY ACTIVITY	DB:	542.61	CR:	0.00	542.61	

565-0530 PROFESSIONAL SERVICES
B E G I N N I N G B A L A N C E 2,338.50

565-0531 MEDIA PLACEMENT
B E G I N N I N G B A L A N C E 0.00

565-0532 PRODUCTION COSTS
B E G I N N I N G B A L A N C E 0.00

565-0533 MARKETING
B E G I N N I N G B A L A N C E 0.00

565-0535 BOND ISSUANCE EXPENSE
B E G I N N I N G B A L A N C E 0.00

565-0536 TICKET COMMISSIONS
B E G I N N I N G B A L A N C E 0.00

565-0540 ADVERTISING
B E G I N N I N G B A L A N C E 131.00

565-0541 ELECTION EXPENSES
B E G I N N I N G B A L A N C E 0.00

565-0550 TRAVEL EXPENSES
B E G I N N I N G B A L A N C E 0.00

13/11	7/14	C30127	RCPT 00071063	13164	REIM D ROWELL MCALLEN				16.02CR	16.02CR
20/11	7/21	B30167		03516	RECLASS AMEX CK #121954		JE# 015098		148.67	132.65
			=====	JULY ACTIVITY	DB:	148.67	CR:	16.02CR	132.65	

FUND	DEPT	OST	DATE	TRAN #	REFERENCE	PACKET	DESCRIPTION	VEND	INV/JE #	NOTE	AMOUNT	BALANCE
06							-CONVENTION CENTER FUND			PERIOD TO USE: Jul-2011 THRU Jul-2011		
565							CONVENTION CENTER OPER			ACCOUNTS: 565-0010 THRU 565-9999		
565-0550-001							CC CHGS CG					
							BEGINNING BALANCE					0.00
565-0550-002							CC CHGS DR					
							BEGINNING BALANCE					0.00
565-0551							DUES & MEMBERSHIPS					
							BEGINNING BALANCE					15.00
565-0552							EVENT ENTERTAINMENT					
							BEGINNING BALANCE					0.00
565-0553							TRAVEL SHOWS/FEES					
							BEGINNING BALANCE					0.00
565-0556							EVENT SECURITY					
							BEGINNING BALANCE					0.00
565-0557							STORAGE RENTAL					
							BEGINNING BALANCE					0.00
565-0558							DECORATIONS					
							BEGINNING BALANCE					1,099.33
565-0560							CAMERON COUNTY LEASE					
							BEGINNING BALANCE					17,379.30
06/11	7/06	A64769	CHK: 121960		07822		LEASE PAYMENT JUNE 2011	003150	070111		1,227.73	18,607.03
			=====		JULY ACTIVITY		DB: 1,227.73	CR:		0.00	1,227.73	
565-0572							TRANSFERS OUT					
							BEGINNING BALANCE					0.00
565-0580							ELECTRICITY					
							BEGINNING BALANCE					183,860.97
13/11	7/13	A65085	CHK: 122005		07854		SERVICE THROUGH 6/29/11	004231	1155706		26,638.12	210,499.09
			=====		JULY ACTIVITY		DB: 26,638.12	CR:		0.00	26,638.12	

FUND : 06 -CONVENTION CENTER FUND
 DEPT : 565 CONVENTION CENTER OPER

PERIOD TO USE: Jul-2011 THRU Jul-2011
 ACCOUNTS: 565-0010 THRU 565-9999

OST	DATE	TRAN #	REFERENCE	PACKET=====	DESCRIPTION=====	VEND	INV/JE #	NOTE	=====AMOUNT=====	=====BALANCE=====

565-0581			WATER, SEWER & GARBAGE							
			BEGINNING		BALANCE					31,994.44
06/11	7/06	A64768	CHK: 121959	07822	7355	PADRE BLVD	002805	0863000496149	579.10	32,573.54
13/11	7/13	A65066	CHK: 999999	07852	104	W. RETAMA ST	012071	201107133315	19.50	32,593.04
13/11	7/13	A65067	CHK: 999999	07852	7355	PADRE BLVD	012071	201107133316	3,897.26	36,490.30
27/11	7/27	A65919	CHK: 999999	07912		BOTTLED WATER DEL CVB	022000	35553	52.00	36,542.30
			=====	JULY ACTIVITY		DB:	4,547.86	CR:	0.00	4,547.86

565-0599			PROMOTIONS							
			BEGINNING		BALANCE					0.00

565-1001			BUILDINGS & STRUCTURES							
			BEGINNING		BALANCE					0.00

565-1004			MACHINERY & EQUIPMENT							
			BEGINNING		BALANCE					0.00

565-1005			RADIO EQUIPMENT							
			BEGINNING		BALANCE					0.00

565-1007			MOTOR VEHICLES							
			BEGINNING		BALANCE					0.00

565-1010			SOFTWARE							
			BEGINNING		BALANCE					0.00

565-1011			INFORMATION TECHNOLOGY							
			BEGINNING		BALANCE					0.00

565-1012			LANDSCAPE							
			BEGINNING		BALANCE					0.00

565-8040			MISS USA							
			BEGINNING		BALANCE					0.00

FUND : 06 -CONVENTION CENTER FUND
 DEPT : 565 CONVENTION CENTER OPER

PERIOD TO USE: Jul-2011 THRU Jul-2011
 ACCOUNTS: 565-0010 THRU 565-9999

OST	DATE	TRAN #	REFERENCE	PACKET=====	DESCRIPTION=====	VEND	INV/JE #	NOTE	=====AMOUNT=====	=====BALANCE=====
565-8050			MISS TEXAS							
					BEGINNING BALANCE					0.00
565-8051			EXPANSION							
					BEGINNING BALANCE					0.00
565-9047			EMPLOYEE TURNOVER							
					BEGINNING BALANCE					0.00
565-9470			DEBT SERVICE TRANSFER							
					BEGINNING BALANCE					421,993.50
565-9471			TRANSFER TO CONST. FUND							
					BEGINNING BALANCE					0.00
565-9472			TRANSFERS OUT							
					BEGINNING BALANCE					0.00
565-9473			TRANSFER TO HOTEL MOTEL FUND							
					BEGINNING BALANCE					0.00
565-9474			TSE TO MISS TEEN USA							
					BEGINNING BALANCE					0.00
565-9999			BUDGET DEPT ADJ							
					BEGINNING BALANCE					0.00

---*---*---*---*---*---*---*

000 ERRORS IN THIS REPORT!

------*---*---*---*---*---

** REPORT TOTALS **	--- DEBITS ---	--- CREDITS ---
BEGINNING BALANCES:	1,300,220.77	0.00
REPORTED ACTIVITY:	102,971.70	4,362.02CR
ENDING BALANCES:	1,403,192.47	4,362.02CR



Application: **Special Event Designation / Date submitted** August 10.2011

Contact: Mary K. Hancock/CE Group marvk@sopadre.com Email

Address SPICVB Phone 956-761-8315

Special Event Title Sandcastle Davs 2011

Event Date(s) Oct. 19-23 Times 8am to 5pm

Location Beach Public Street private property multiple locations

Please give brief description of event:

Annual Sandcastle Days Festival, Craft Venders on the beach, Beer & beverage sales from tent on beach

Please present a plan for the following as it may pertain to your event (attach to application)

Event footprint (Submit a drawing defining parameters of event as it relates to streets, beach and/or bay)

Temporary Structures (size & placement of tents, or other temp. structures)

Trash, Litter Control & Sanitary facilities

Pedestrian & Parking Plan (Where will people park and how will they safely access your event?)

Vendors (attach diagram defining what type of venders, their location and general set up within event parameters)

For Administrative use below this line

Mtg. Date _____ confirmed denied

Reference: Section 13-22.1 Code of Ordinances, City of South Padre Island 11/2009

Sandcastle Days

October 19-23

- **New Location (Beach front)**

In cooperation with Clayton's Resort Beach Bar & Grill, La Quinta Inn & Suites, The Hilton Garden Inn and Paez Family (Del Mar Condominiums)

- Temp. structures (will be reviewed by Building Dept.) consists of 2 large tents and plot designations for all Master and amateur sculptors.
- Trash will be monitored by City (extra cans ordered for high traffic areas)
- Paid parking on Clayton's lot (approx.200 spaces) and Convention Centre with shuttles to site. We may use Paez property but have requested City to assess conditions and permitting upon approval for use.
- Appropriate number of Portable toilets will be on Clayton's property in parking lot.
- Arts & Craft vendors on beach front as well as beverage tent. This will be centrally located west of public access parameters.



Project: SPI CVB - CVA Meeting
Date: August 17th, 2011

Report

Media Overview and Update July - Sept

Online -

Specific Media Ad Network - Annual
Connect2Houston.com - June - Aug.
Makeitsouthpadreisland.com - Annual
TravelGuidesFree.com - Feb. - Sept.
TourTX.com - Annual
TexTraveler.com - Annual
TripAdvisor.com - Annual
Videoglobetrotter.com - Annual
Yahoo/Google/Ask/MSN Search - Annual

Television -

Summer TV San Antonio - 6/20-7/3,
8/22-9/4, 9/12-25
Journey TV in SA, DFW, Austin, RGV.
Remainder of the US is added value.

Outdoor -

Corpus- 2, San Antonio- 2, Ongoing
Valley Mall- Ongoing

Print -

SAEN TX Traveler - Sept.
SAEN Guide to SA - Aug.
SAEN Gulf Coast Travel Section - Aug.
SAEN TX Tabloid - July
SAEN Glance - Aug.
AARP - Sept.
Media Max - July
Midwest Living: Best of the Midwest -
March - Aug.
Southern Living - Sept.
TX Monthly - Sept.
USA Today Travel Guide - June - Sept.
Meeting Planning Guide - June - Sept.
TSAE CVB Edition - May
TX State Travel Guide - Annual
Locations - Annual
PYM - Annual
TSAE Membership Directory - Annual
TSAE Show Edition - Annual
TX Sports Facility Guide - Annual

THE ATKINS GROUP
SOUTH PADRE ISLAND PUBLIC RELATIONS TEAM
WORK DESCRIPTION/ EFFORT AND RESULTS

July 2011

RESEARCH & PLANNING

- Conducted research to update and expand our list of target travel publications.
- Compiled January-June 2011 media clips for semi-annual Media Coverage Summary.

PITCHES, NEWS RELEASES AND OTHER WRITTEN MATERIALS

- Updating accolades list to include latest rankings such as U.S. News & World Report designation Best Vacations recognition.

MEDIA CONTACTS

- Provided summer events and activities information to Cory Bordonaro of the **Southern Living** magazine travel department for possible inclusion in a future article on Summer Beach Destinations.
- Distributed "South Padre Island is a Great Year-Round Beach Destination" press release to over 60 targeted travel magazines.
- Sent South Padre Island is a "Great Year-Round Beach Destination" pitch to **Erin Quinn**, managing editor of **Austin Monthly** and **Veronica Smith**, managing editor of **Texas Live** magazine.
- Provided adapted "South Padre Island is a Great Year-Round Beach Destination" release to Texas Monthly, along with a selection of high-res photos, for an advertorial to run in the Sept. 2011 issue. Also reviewed, revised and finalized copy draft provided by Texas Monthly with feedback from the CVB.
- Provided information on SPI and photos to writer Jeff Heilman for Meetings Texas supplement for Meetings Focus South (www.meetingsfocus.com) to run in Fall 2011.
- Provided fact-checking information to freelance writer Stirling Kelso. This Austin-based freelancer (formerly with Travel & Leisure) is writing about Texas beaches for Texas Monthly and the New York Times. TAG extended an invitation for a fam – she indicated that she may be interested in writing more on SPI in the future.

FAMS:

- Worked with DeeOnda Ahadi to finalize Daytripper itinerary for visit July 11-15.

FUTURE MEDIA FAM OPPORTUNITIES:

- **Elaine Warner, freelance travel writer based in Oklahoma**, and **Julie Catalano, freelance writer based in San Antonio**, who will visit the Island Sept. 6-9. Both are specifically interested in birding, dolphins and sea turtles for eco-tourism-focused articles for **AAA Journeys Home & Away Oklahoma** (Elaine) and **De Soto Magazine** (Julie). In addition, they plan to provide articles to several other publications and websites.
- We are working with the CVB to develop and finalize itineraries for the following upcoming fams:
 - **Chet Garner, Day Tripper** PBS program and **Texas Highways** magazine columnist, for a return visit in August to shoot footage for the show. Following his initial scouting trip in July, he now plans to do two shows: one on South Padre and one on Port Isabel.
 - **Tim Gallagher, editor-in-chief of Living Bird** magazine, will visit South Padre Island in mid-October to cover SPI's birding opportunities, especially migrating raptors.
 - **Tracy Teo, a freelance travel writer and columnist based in Indiana with strong connections**, will visit the Island in Oct. 2011.

CLIPS & HITS

TexasCo-OpPower.com, July 2011. "Beneath the Surface: Disabled veterans discover a sense of freedom and a world of wonder through scuba diving," by Melissa Gaskill. This is another story that resulted from a 2010 fam visit that TAG coordinated with Gaskill, a prolific Texas freelancer.

<http://www.texascoopower.com/texas-stories/life-arts/beneath-the-surface>

Offbeattravel.com, July 2011. "Birding and more in Rio Grande Valley of Southern Texas." This article is the result of the CVB's participation in a Texas DOT media fam.

<http://www.offbeattravel.com/texas-rio-grande-valley-birding-attractions.html>

Fort Worth Star-Telegram.com, July 1. "Road Trip: For the Birder: Lower Rio Grande Valley."

<http://www.star-telegram.com/2011/07/01/3194533/texas-adventures.html>

The Family Groove, July 1. "A shore thing: have a beachy keen time this summer with a visit to one of these family-friendly U.S. beaches." http://www.thefamilygroove.com/jul11_Beaches.htm

Brownsville Herald, July 1. "Turtles returned to the wild."

<http://www.brownsvilleherald.com/news/south-128366-turtles-wild.html>

Valley Morning Star, July 2. "Cause for concern: Need for second bridge to Island continues to make itself evident." <http://www.valleymorningstar.com/articles/second-93687-continues-evident.html>

San Antonio Express-News, July 2. "Sea turtles released in memory of Austin teen."

<http://www.mysanantonio.com/news/article/Sea-turtles-released-in-memory-of-Austin-teen-1449766.php>

Austin American-Statesman online, July 3. "Port A, South Padre are best in Texas in beach water quality ratings." <http://www.statesman.com/blogs/content/shared->

[gen/blogs/austin/andersmeanders/entries/2011/07/03/port a south padre are best in.html](http://www.valleycentral.com/blogs/austin/andersmeanders/entries/2011/07/03/port-a-south-padre-are-best-in.html)

KRGV Newschannel 5, July 1. "Fourth of July events." http://www.krgv.com/news/local/story/Fourth-of-July-Events/P7gF8K_gk6XE64RNWQaqQ.cspX

Valley Central, July 1. "Fourth of July Events Calendar for the RGV." <http://www.valleycentral.com/news/story.aspx?list=195746&id=636264>

KRGV Newschannel 5, July 1. "Cameron County beaches back open to the public." <http://www.krgv.com/content/news/story/Cameron-County-Beaches-Back-Open-to-Public/4ZXtbttJfE-I05cMJmyg0Q.cspX>

Gray's Sporting Journal, July 1. "Winter on the Gulf." http://grayssportingjournal.com/index.php?option=com_content&task=view&id=2015&Itemid=78

Valley Central, July 4. "Curse is over for South Padre Island's 4th of July." <http://www.valleycentral.com/news/story.aspx?id=636956>

San Antonio Express-News Blogs, July 5. "Jack in and around the beach." <http://blog.mysanantonio.com/racksnreels/2011/07/05/jack-in-and-around-the-beach/>

Victoria Advocate, July 6. "Texas Parks and Wildlife sets sea turtles free." <http://www.victoriaadvocate.com/news/2011/jul/06/dw-sea-turtle-brief-070711-144900/?counties>

Texas Highways, July 6. "Speaking of Texas: A Tribute to the Turtle Lady." <http://www.texashighways.com/index.php/component/content/article/37-departments/6268-speaking-of-texas-tribute-to-the-turtle-lady>

San Antonio Express-News blog, July 7. "Specks all over the map in Lower Laguna Madre." <http://blog.mysanantonio.com/racksnreels/2011/07/07/specks-all-over-the-map-in-lower-laguna-madre/>

McAllen Monitor, July 7. "Test run for Brownsville-Monterrey flights extended into September." <http://www.themonitor.com/news/brownsville-52576-extended-flights.html>

Valley Morning Star, July 10. "Harlingen's Ferris at home on the waves." <http://www.valleymorningstar.com/sports/harlingen-93886-waves-ferris.html>

KRGV Newschannel 5, July 8. "Both lanes on causeway to be kept open until Labor Day." (Clip no longer available online.)

Brownsville Herald, July 10. "Harlingen's Ferris an accomplished surfer." <http://www.brownsvilleherald.com/sports/harlingen-128691-rgv-surfer.html>

Valley Morning Star, July 12. "Wind farm ruffles feathers." <http://www.valleymorningstar.com/news/wind-93947-farm-bird.html>

ALSO IN TRADE JOURNALS INCLUDING:

- Renewables Biz
- Energy Central

Brownsville Herald, July 12. "Wind farm firm commits to bird study."

<http://www.brownsvilleherald.com/articles/wind-128742-bird-farm.html>

Brownsville Herald, July 13. "SPI Boardwalk fees disputed."

<http://www.brownsvilleherald.com/news/island-128782-padre-south.html>

Valley Morning Star, July 13. "SPI boardwalk admission fees in dispute."

<http://www.valleymorningstar.com/news/fees-93979-island-padre.html>

American Way, July 14, 2011. "Rediscovering (and developing) South Padre."

<http://www.americanwaymag.com/angela-edwards-manhattan-beach-south-padre-island>

About.com, July 14. "2011 Texas International Fishing Tournament."

<http://gotexas.about.com/b/2011/07/14/2011-texas-international-fishing-tournament.htm>

Brownsville Herald, July 15. "AeroMexico commences nonstop service to Monterrey."

<http://www.brownsvilleherald.com/news/aeromexico-128856-terminal-monterrey.html>

Brownsville Herald, July 16. "Causeway repairs near end."

<http://www.brownsvilleherald.com/news/south-128887-causeway-island.html>

KRGV Newschannel 5, July 16. "Construction on Queen Isabella Causeway nearly complete."

<http://www.krgv.com/news/local/story/Construction-on-Queen-Isabella-Causeway-Nearly/zoRAYHr8XUSZxfWDR0fkw.csp>

Valley Morning Star, July 16. "Gonna Fly Now: AeroMexico commences nonstop service to Monterrey."

<http://www.valleymorningstar.com/news/fly-94034-gonna-brownsville.html>

Hotel Interactive, July 15. "America's Best Value Inn/Canada's Best Value Inn adds 35 new properties in second quarter." <http://www.hotelinteractive.com/article.aspx?articleid=21379>

Travel Weekly, July 15. "Mexican carriers add U.S. routes."

<http://www.travelweekly.com/Travel-News/Airline-News/Mexican-carriers-add-U-S--routes/>

Hospitality World Network, July 15. "America's Best Value Inn growth remains strong."

<http://www.hospitalityworldnetwork.com/north-america-caribbean/americas-best-value-inn-growth-remains-strong-12022>

HotelNewsNow.com, July 15. "ABVI/CBVI add 35 properties in Q2."

<http://www.hotelnewsnow.com/Articles.aspx/5982/ABVI-CBVI-add-35-properties-in-Q2>

Hotel Business, July 15. "ABVI adds 35 properties in US and Canada in Q2."

<http://www.hotelbusiness.com/hb/links/news/news.asp?ID=41512>

Hotel Executive, July 15. "America's Best Value Inn adds 35 properties in second quarter."

<http://www.hotelexecutive.com/newswire/37826/americas-best-value-inn-adds-35-properties-in-second-quarter>

Hospitality Net, July 18. "America's Best Value Inn/Canada's Best Value Inn growth remains strong with 35 new properties in second quarter." <http://www.hospitalitynet.org/news/154000320/4052217.html>

News 4 WOAI (San Antonio), July 18. "All South Padre Island bridge lanes to mainland to open weekends."

<http://www.woai.com/news/local/story/All-South-Padre-Island-bridge-lanes-to-mainland/POlp79wht0mvEwUNAT9q7A.csp>

Hospitality World Network, July 18. "America's Best Value Inn expands in 20 states."

<http://www.hospitalityworldnetwork.com/americas-best/americas-best-value-inn-expands-in-20-states-12041>

Valley Morning Star, July 18. "Causeway lanes to open all weekend."

<http://www.valleymorningstar.com/news/weekend-94082-island-lanes.html>

MySanAntonio.com (San Antonio Express-News), July 18. "Bridge to South Padre to be opened weekends." http://www.mysanantonio.com/news/local_news/article/Bridge-to-South-Padre-to-be-opened-weekends-1470837.php

Brownsville Herald, July 18. "All causeway lanes to open weekends."

<http://www.brownsvilleherald.com/news/weekends-128923-island-lanes.html>

Kens5.com, July 18. "All SPI bridge lanes to mainland to open weekends."

<http://www.kens5.com/news/texas-news/125744243.html>

CBS 7 (Midland-Odessa), July 18. "All SPI bridge lanes to mainland to open weekends."

<http://www.cbs7kosa.com/news/details.asp?ID=27359>

Chron.com, July 18. "All lanes on South Padre bridge will be open on weekends."

<http://www.chron.com/dispatch/story.mpl/chronicle/7658052.html>

This story also ran in approximately 30 other news sources throughout Texas and nearby, including Amarillo Globe News, Herald Democrat (North Texas/Southeastern Okla.), Tyler Paper, KXXV-TV NewsChannel 25 (Waco/Temple/Killeen), KTRE-TV (Lufkin/East Texas), KPLC 7 News (Lake Charles, La.) and ABC-owned television stations.

Valley Morning Star, July 20. "WTC beam delivered to SPI for new fire station."

<http://www.valleymorningstar.com/news/station-94145-island-wtc.html>

Brownsville Herald, July 20. "WTC beam to be displayed on SPI."

<http://www.brownsvilleherald.com/articles/spi-129020-beam-wtc.html>

KRGV Newschannel 5, July 20. "South Padre Island Fire Department receives piece of World Trade Center." <http://www.krgv.com/news/local/story/South-Padre-Island-Fire-Department-Receives-Piece/bkEWvvrB80WdBccTBaF3Sg.csp>

Valley Central, July 21. "Strong summer season for South Padre Island businesses."

<http://www.valleycentral.com/news/story.aspx?id=643192>

TheMonitor.com (McAllen), July 21. "WTC beam to be displayed on SPI."

<http://www.themonitor.com/articles/padre-53023-south-spi.html>

Houston Chronicle (chron.com), July 27. "Volunteers watch for red tide at South Padre Island."

<http://www.chron.com/disp/story.mpl/health/7671358.html>

- This Associated Press story also ran in approximately three dozen other media statewide and beyond, including the Amarillo Globe News; Brownsville Herald; NewsChannel 6 Now (Wichita Falls); KXAN.com (Austin); KTRE-TV (Lufkin/Nacogdoches/East Texas); CBS 7 (Midland/Odessa); The Baytown Sun; My Fox Houston; KWST (Waco/Temple/Killeen); Killeen Daily Herald; Odessa American Online; KSLA News 12 (Shreveport, La.); **Fox10tv.com (Mobile, Ala.)**; Tyler Paper; WTNH.com (Hartford, Conn.); and KRIS-TV (Corpus Christi).

Fort Worth Star-Telegram, July 27. "Travel: A Texas six-pack."

<http://www.star-telegram.com/2011/07/27/3250825/a-texas-six-pack-august-is-the.html>

Valley Morning Star, July 27. "Birding Flap: Cameron County, SPI Birding Center locked in fight."

<http://www.valleymorningstar.com/articles/birding-94304-fight-spi.html>

MySanAntonio.com (San Antonio Express-News), July 28. "Tropical Storm Don bears down on coast."

<http://www.mysanantonio.com/default/article/Tropical-Storm-Don-bears-down-on-coast-1627983.php>

MySanAntonio.com (San Antonio Express-News), July 28. "Tropical Storm Don whirling toward South Texas."

<http://www.mysanantonio.com/news/weather/article/Tropical-Storm-Don-whirling-toward-South-Texas-1627983.php>

Chron.com (Houston Chronicle), July 28. "Don offers little hope of relief from drought; Tropical Storm unlikely to help in Houston area."

<http://www.chron.com/disp/story.mpl/metropolitan/7674654.html>

TheMonitor.com (McAllen), July 28. "Tropical Storm Don chugging along, poses little threat to Valley."

<http://www.themonitor.com/articles/storm-53251-weather-going.html>

Kens5.com (San Antonio), July 29. "Tourists show no fear as tropical storm hits Texas beaches."

<http://www.kens5.com/news/texas-news/font-color990000WEATHERfont--Texas-coast-STORY-126438658.html>

KRGV Newschannel 5, July 29. "SPI official advises people to stay out of water."

<http://www.krgv.com/news/local/story/SPI-Official-Advises-People-to-Stay-Out-of-Water/2ExRPY0Y9U-JicOuhFjReA.csp>

TheMonitor.com (McAllen), July 31. "Exec tries to quell doubts over wind turbines off SPI."

<http://www.themonitor.com/news/quell-53344-spi-tries.html>

Longview News-Journal, July 31. "Outdoors Notes: Sporting clays benefit set, more." http://www.news-journal.com/sports/article_1695935d-ffd3-521b-a9a8-57fc84447a04.html

The Orange County Register, July 31. "South Padre action not just at spring break." This is another hit from the AP story by Summer Moore that TAG worked on earlier this year.

<http://www.ocregister.com/travel/island-132407-ocprint-south-padre.html>

ACCOUNT SERVICE

Account service and maintenance: planning meetings, clip searches, reports for CVA marketing committee and board meetings, meetings and discussions with CVB and TAG SPI team, etc.



Web

sopadre.com

7/1 – 7/31

Total Visits: 94,688/LY: 66,139/Up 15.69% for FY

Avg. Time: 4:29

Source: Direct: 6.99%, Referring 7.12%, Search 85.73%

Countries: US, Mexico, Canada

States: TX, Cali, Okla, NY, Illinois, Colorado, Missouri, Minnesota, Louisiana, Kansas

Cities: Houston, SA, Dallas, Mcallen, Austin, Ft. Worth, SPI, Plano, Arlington, Corpus

6/1 – 6/30

Total Visits: 88,035

Avg. Time: 4:44

Source: Direct 7.45%, Referring 7.94%, Search 84.42%

Countries: US, Mexico, Canada

States: TX, Okla, Cali, Illinois, NY, Missouri, Minn, Louisiana, Colorado, New Mexico

Cities: Houston, SA, Dallas, Austin, Mcallen, Ft Worth, SPI, Plano, Brownsville, Arlington

5/1 – 5/31

Total Visits: 85,996

Avg. Time: 3:54

Source: Referring 15.38%, Direct 15.49%, Search 69.01%

Countries: US, Mexico, Canada

States: TX, Oklahoma, Louisiana, Minnesota, California, Missouri, Ohio, Illinois, Michigan, NY

Cities: Houston, SA, McAllen, Dallas, Austin, Ft. Worth, Plano, Arlington, Brownsville, SPI

4/1 – 4/30

Total Visits: 60,857

Avg. Time: 3:56

Source: Referring 11.95%, Direct 13.56%, Search 74.48%

Countries: US, Mexico, Canada

States: TX, Oklahoma, Illinois, Cali, Minnesota, NY, Missouri, Michigan, Colorado, Ohio

Cities: Houston, SA, McAllen, Austin, Dallas, Brownsville, Ft. Worth, SPI, HRL, Weslaco

3/1 – 3/31

Total Visits: 76,540

Avg. Time: 3:20

Source: Direct 8.57%, Referring 11.72%, Search 79.71%

Countries: US, Mexico, Canada

States: TX, Illinois, Minnesota, Oklahoma, Cali, NY, Missouri, Kansas, Colorado, Michigan

Cities: Houston, McAllen, SA, Dallas, Austin, Brownsville, Ft. Worth, SPI, HRL, Arlington



2/1 – 2/28

Total Visits: 56,983

Avg. Time: 3:36

Source: Direct 9.29%, Referring 12.12%, Search 77.96%

Countries: US, Canada, Mexico

States: TX, Illinois, Minn, Missouri, Oklahoma, NY, Cali, Michigan, Kansas, Colorado

Cities: McAllen, Houston, SA, Dallas, Austin, SPI, Irving, Brownsville, Lubbock, Weslaco

1/1 – 1/31

Total Visits: 59,375

Avg. Time: 4:10

Source: Direct 9.29%, Referring 11.96%, Search 78.74%

Countries: US, Canada, Mexico

States: TX, Minnesota, Illinois, Oklahoma, Missouri, Cali, NY, Michigan, Wisconsin, Ohio

Cities: McAllen, Houston, Dallas, SA, Austin, SPI, Irving, Brownsville, El Paso, Plano

12/1 – 12/31

Total Visits: 33,225

Avg. Time: 3:59

Source: Direct 10.77%, Referring 11.84%, Search 77.39%

Countries: US, Canada, Mexico

States: TX, Illinois, Minnesota, Cali, Missouri, NY, Oklahoma, Michigan, Wisconsin, Colorado

Cities: McAllen, Houston, SA, Dallas, Austin, SPI, Brownsville, Harlingen, Plano, Corpus Christi

11/1 – 11/30

Total Visits: 28,938

Avg. Time: 3:39

Source: Referring 10.13%, Direct 12.51%, Search 77.36%

Countries: US, Canada, Mexico

States: TX, Illinois, Cali, Minnesota, NY, Missouri, Colorado, Michigan, Wisconsin, Oklahoma

Cities: McAllen, Houston, SA, Austin, Dallas, SPI, Brownsville, Harlingen, Irving, Plano

10/1 – 10/27

Total Visits: 25,684

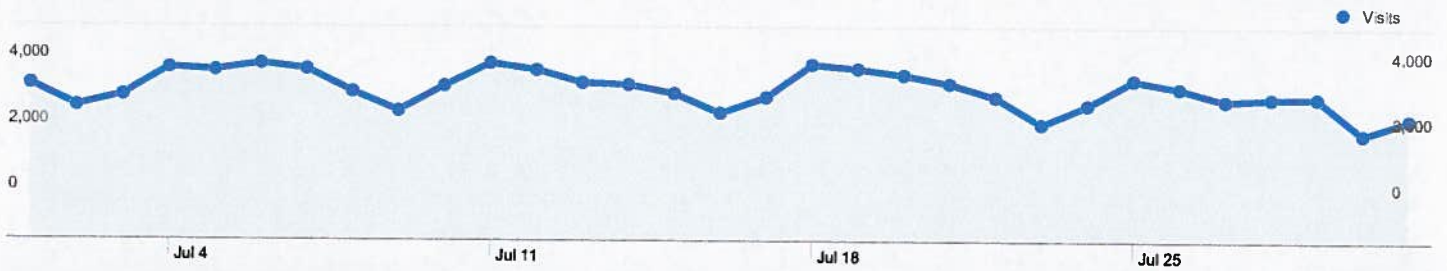
Avg. Time: 3:51

Source: Referring 9.87%, Direct 12.49%, Search 77.64%

Countries: US, Canada, Mexico

States: TX, Illinois, NY, Minnesota, California, Missouri, Michigan, Colorado, Oklahoma, Wisconsin

Cities: McAllen, Houston, SA, Dallas, Austin, SPI, Brownsville, Harlingen, Weslaco, Corpus



Site Usage

94,688 Visits

38.25% Bounce Rate

397,304 Pageviews

00:04:29 Avg. Time on Site

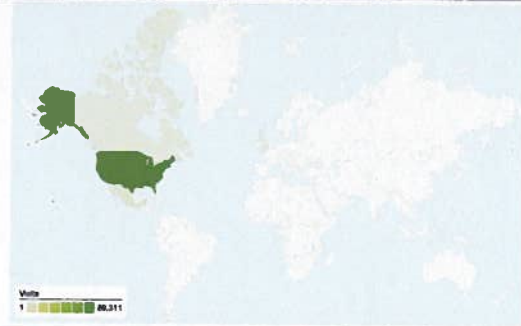
4.20 Pages/Visit

75.16% % New Visits

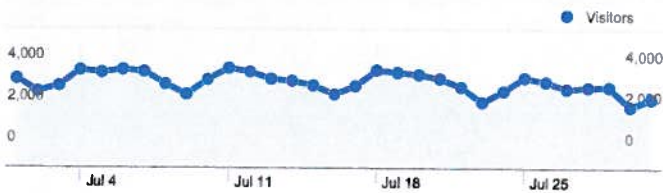
Content Overview

Pages	Pageviews	% Pageviews
/island/	84,339	21.23%
/attractions/	28,101	7.07%
/lodging/listing.php?cat=1	19,179	4.83%
/attractions/listing.php?cat=7	17,444	4.39%
/lodging/listing.php?cat=2	11,026	2.78%

Map Overlay

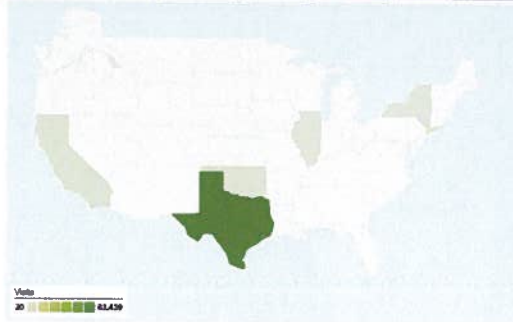


Visitors Overview



Visitors
76,148

Country/Territory Detail: United States



Referring Sites

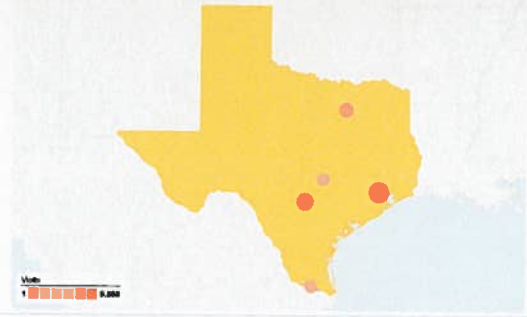
Source	Visits	% visits
google.com	1,102	16.35%
facebook.com	252	3.74%
search.mywebsearch.com	238	3.53%
myspi.org	219	3.25%
sandcastledays.com	213	3.16%

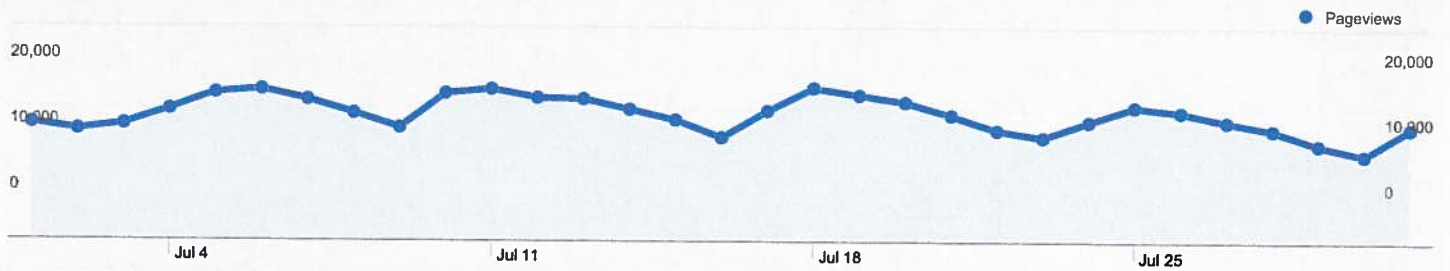
Traffic Sources Overview



- **Search Engines**
81,176.00 (85.73%)
- **Referring Sites**
6,740.00 (7.12%)
- **Direct Traffic**
6,617.00 (6.99%)
- **Other**
155 (0.16%)

State Detail: Texas





Pages on this site were viewed a total of 397,304 times

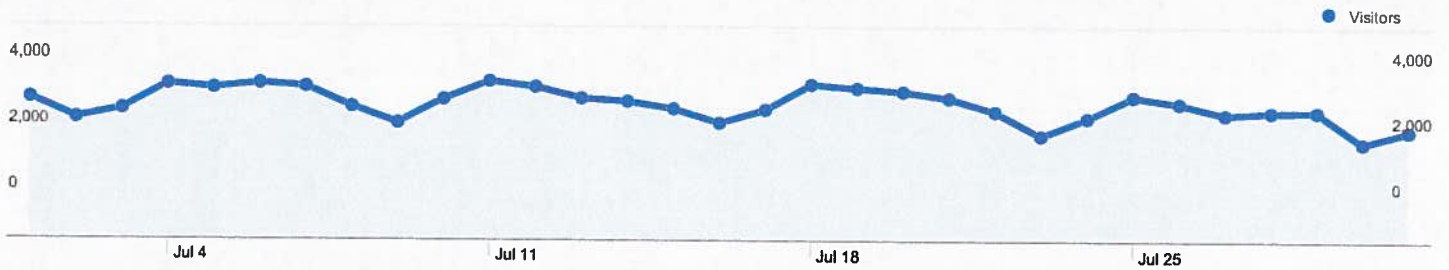
397,304 Pageviews

298,480 Unique Views

38.25% Bounce Rate

Top Content

Pages	Pageviews	% Pageviews
/island/	84,339	21.23%
/attractions/	28,101	7.07%
/lodging/listing.php?cat=1	19,179	4.83%
/attractions/listing.php?cat=7	17,444	4.39%
/lodging/listing.php?cat=2	11,026	2.78%



76,148 people visited this site

94,688 Visits

76,148 Absolute Unique Visitors

397,304 Pageviews

4.20 Average Pageviews

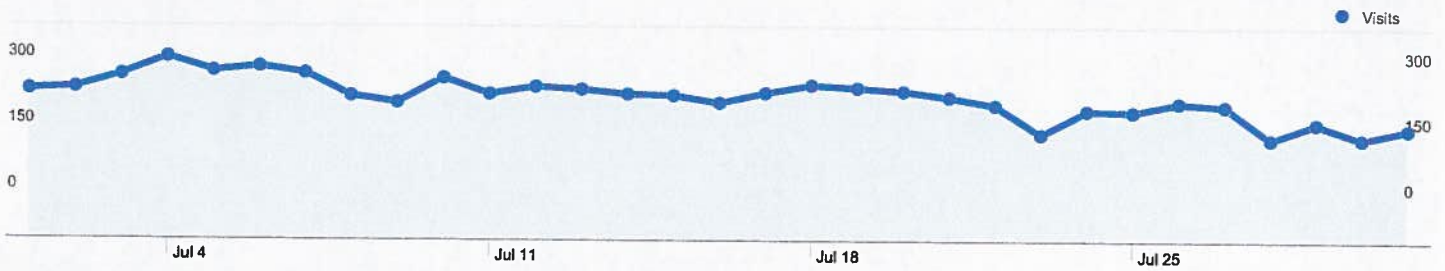
00:04:29 Time on Site

38.25% Bounce Rate

75.16% New Visits

Technical Profile

Browser	Visits	% visits	Connection Speed	Visits	% visits
Internet Explorer	48,901	51.64%	Unknown	94,688	100.00%
Safari	17,702	18.70%			
Firefox	11,431	12.07%			
Chrome	7,752	8.19%			
Android Browser	7,223	7.63%			



Referring sites sent 6,740 visits via 754 sources

Site Usage

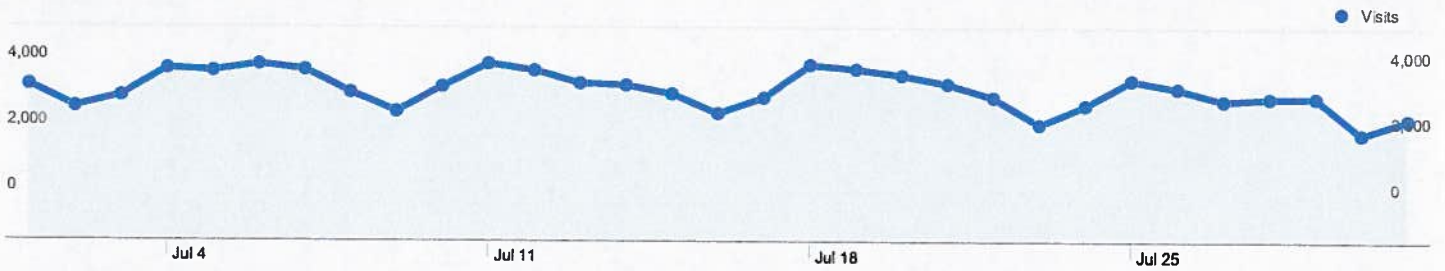
Visits	Pages/Visit	Avg. Time on Site	% New Visits	Bounce Rate	
6,740 % of Site Total: 7.12%	3.40 Site Avg: 4.20 (-18.86%)	00:03:43 Site Avg: 00:04:29 (-16.96%)	75.33% Site Avg: 75.16% (0.22%)	47.60% Site Avg: 38.25% (24.43%)	
Source	Visits	Pages/Visit	Avg. Time on Site	% New Visits	Bounce Rate
google.com	1,102	3.48	00:03:41	74.41%	43.19%
facebook.com	252	3.12	00:03:10	67.06%	50.00%
search.mywebsearch.com	238	4.21	00:04:51	78.15%	28.57%
myspi.org	219	5.02	00:06:41	57.99%	28.77%
sandcastledays.com	213	4.32	00:05:16	71.83%	35.68%
flybrownsville.com	189	3.33	00:03:11	75.13%	47.09%
thebeachesoftexas.com	189	3.53	00:04:47	80.95%	43.39%
aslads.ask.com	185	1.91	00:01:17	97.84%	62.70%
spichamber.com	175	3.53	00:04:53	66.86%	37.14%
tripadvisor.com	169	2.28	00:01:50	91.72%	63.91%

1 - 10 of 754

Traffic Sources Overview

Jul 1, 2011 - Jul 31, 2011

Comparing to: Site



All traffic sources sent a total of 94,688 visits

6.99% Direct Traffic

7.12% Referring Sites

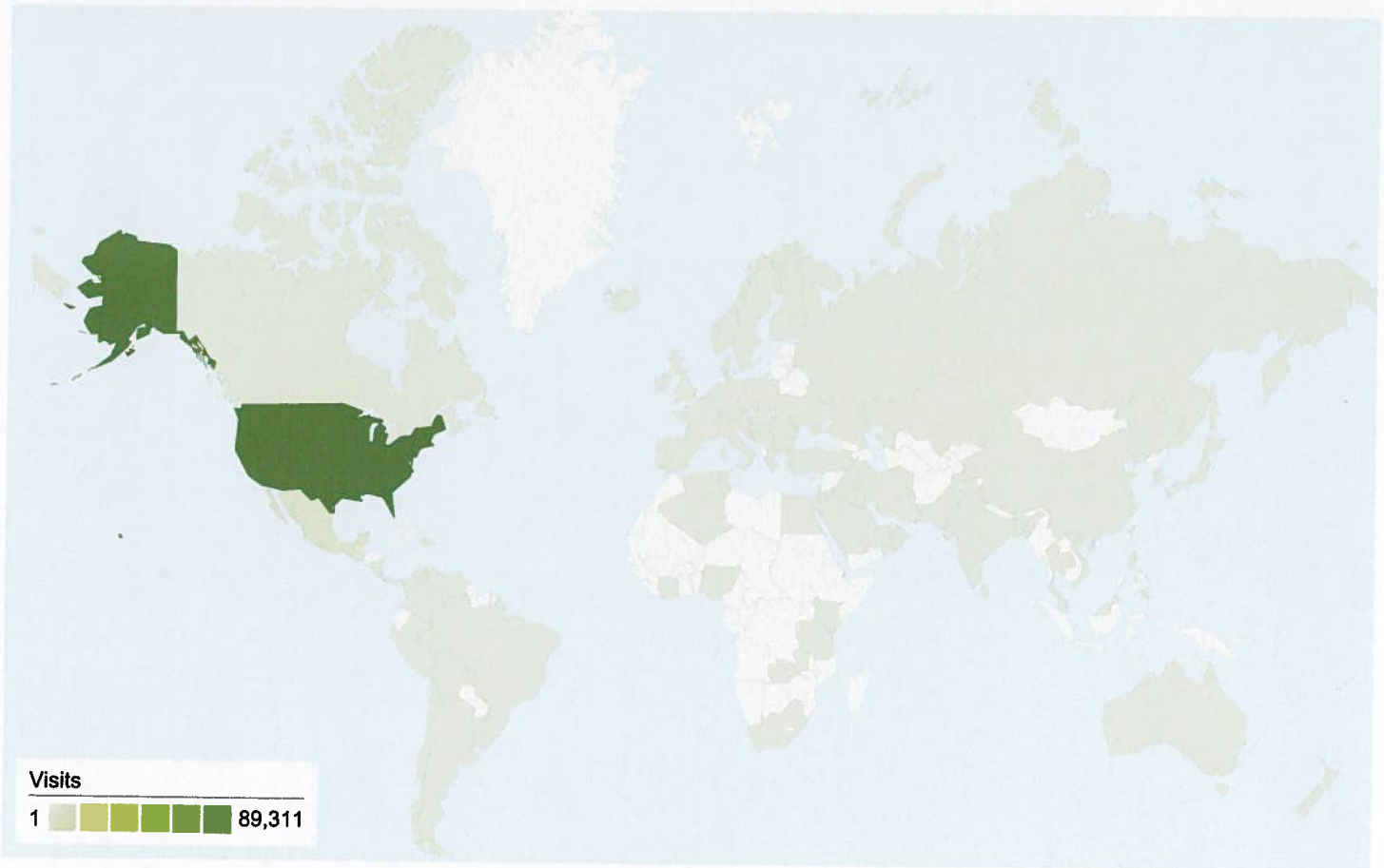
85.73% Search Engines



- **Search Engines**
81,176.00 (85.73%)
- **Referring Sites**
6,740.00 (7.12%)
- **Direct Traffic**
6,617.00 (6.99%)
- **Other**
155 (0.16%)

Top Traffic Sources

Sources	Visits	% visits	Keywords	Visits	% visits
google (organic)	65,768	69.46%	south padre island	42,881	52.82%
yahoo (organic)	8,151	8.61%	south padre	4,912	6.05%
(direct) ((none))	6,617	6.99%	padre island	3,920	4.83%
bing (organic)	5,167	5.46%	south padre island texas	1,404	1.73%
google.com (referral)	1,102	1.16%	things to do in south padre	1,215	1.50%



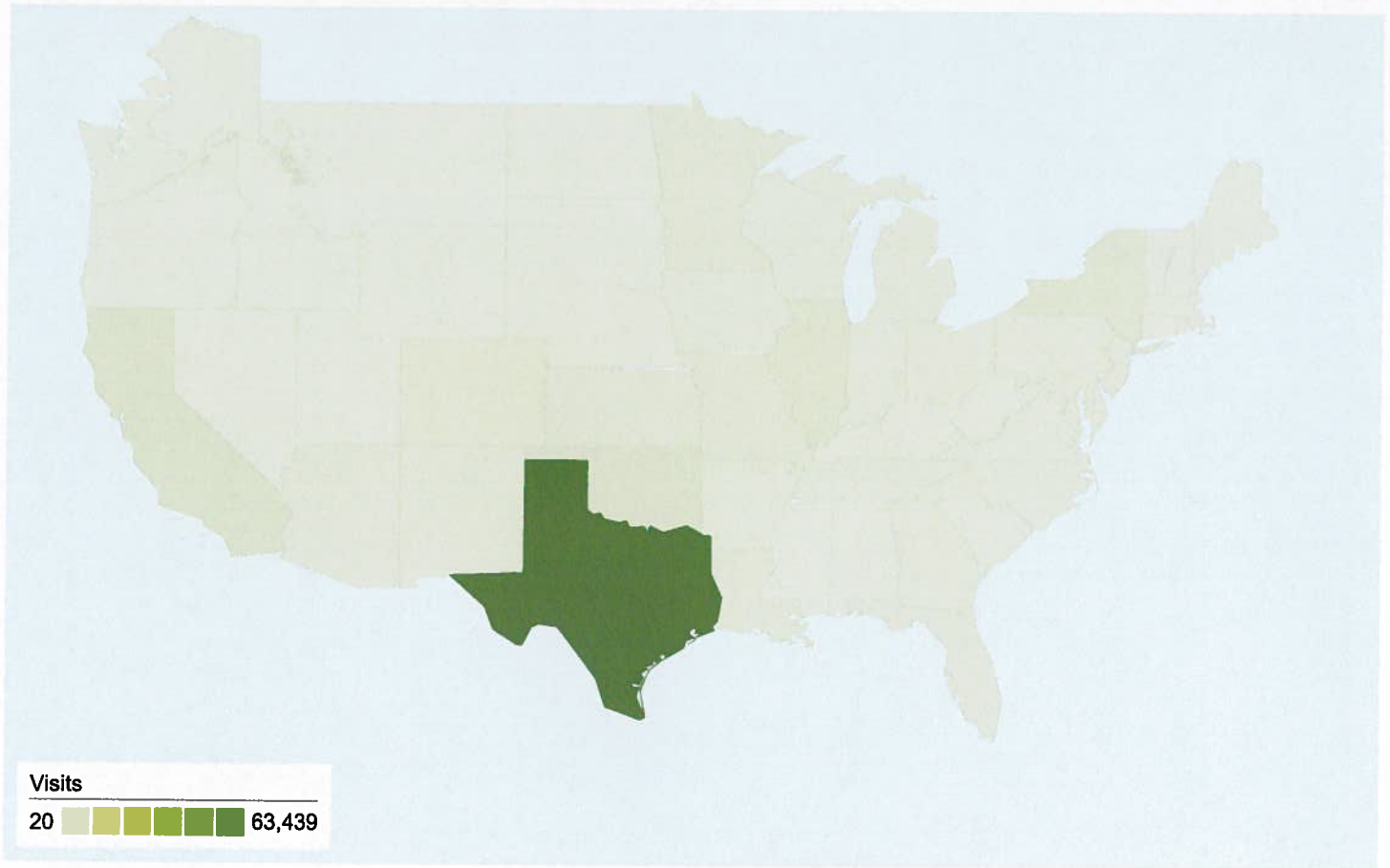
94,688 visits came from 99 countries/territories

Site Usage

Visits	Pages/Visit	Avg. Time on Site	% New Visits	Bounce Rate	
94,688 % of Site Total: 100.00%	4.20 Site Avg: 4.20 (0.00%)	00:04:29 Site Avg: 00:04:29 (0.00%)	75.34% Site Avg: 75.16% (0.23%)	38.25% Site Avg: 38.25% (0.00%)	
Country/Territory	Visits	Pages/Visit	Avg. Time on Site	% New Visits	Bounce Rate
United States	89,311	4.25	00:04:32	75.13%	37.47%
Mexico	3,294	3.42	00:03:54	73.62%	52.91%
Canada	741	3.29	00:03:17	83.54%	41.84%
United Kingdom	206	2.84	00:02:11	82.52%	42.72%
(not set)	194	3.42	00:04:22	86.08%	44.33%
Germany	124	3.81	00:03:38	87.10%	43.55%
India	77	1.95	00:01:54	90.91%	62.34%
Brazil	41	2.17	00:01:44	80.49%	48.78%
Italy	38	2.37	00:02:20	92.11%	60.53%

France	35	2.74	00:02:14	91.43%	51.43%
--------	----	------	----------	--------	--------

1 - 10 of 99



This country/territory sent 89,311 visits via 52 regions

Site Usage

Region	Visits	Pages/Visit	Avg. Time on Site	% New Visits	Bounce Rate
Visits 89,311 % of Site Total: 94.32%	Pages/Visit 4.25 Site Avg: 4.20 (1.39%)	Avg. Time on Site 00:04:32 Site Avg: 00:04:29 (1.36%)	% New Visits 75.13% Site Avg: 75.16% (-0.04%)	Bounce Rate 37.47% Site Avg: 38.25% (-2.03%)	
Texas	63,439	4.44	00:04:49	72.82%	36.38%
California	2,532	3.10	00:03:12	81.24%	46.17%
Oklahoma	2,235	4.96	00:04:49	73.74%	34.99%
New York	1,786	2.97	00:03:19	83.20%	46.19%
Illinois	1,775	3.73	00:03:44	82.59%	38.42%
Colorado	1,179	4.02	00:04:12	75.57%	36.39%
Missouri	1,139	4.10	00:04:08	82.27%	35.56%
Minnesota	1,077	3.82	00:04:06	79.11%	39.18%
Louisiana	968	4.27	00:04:24	80.37%	39.67%

Kansas

807

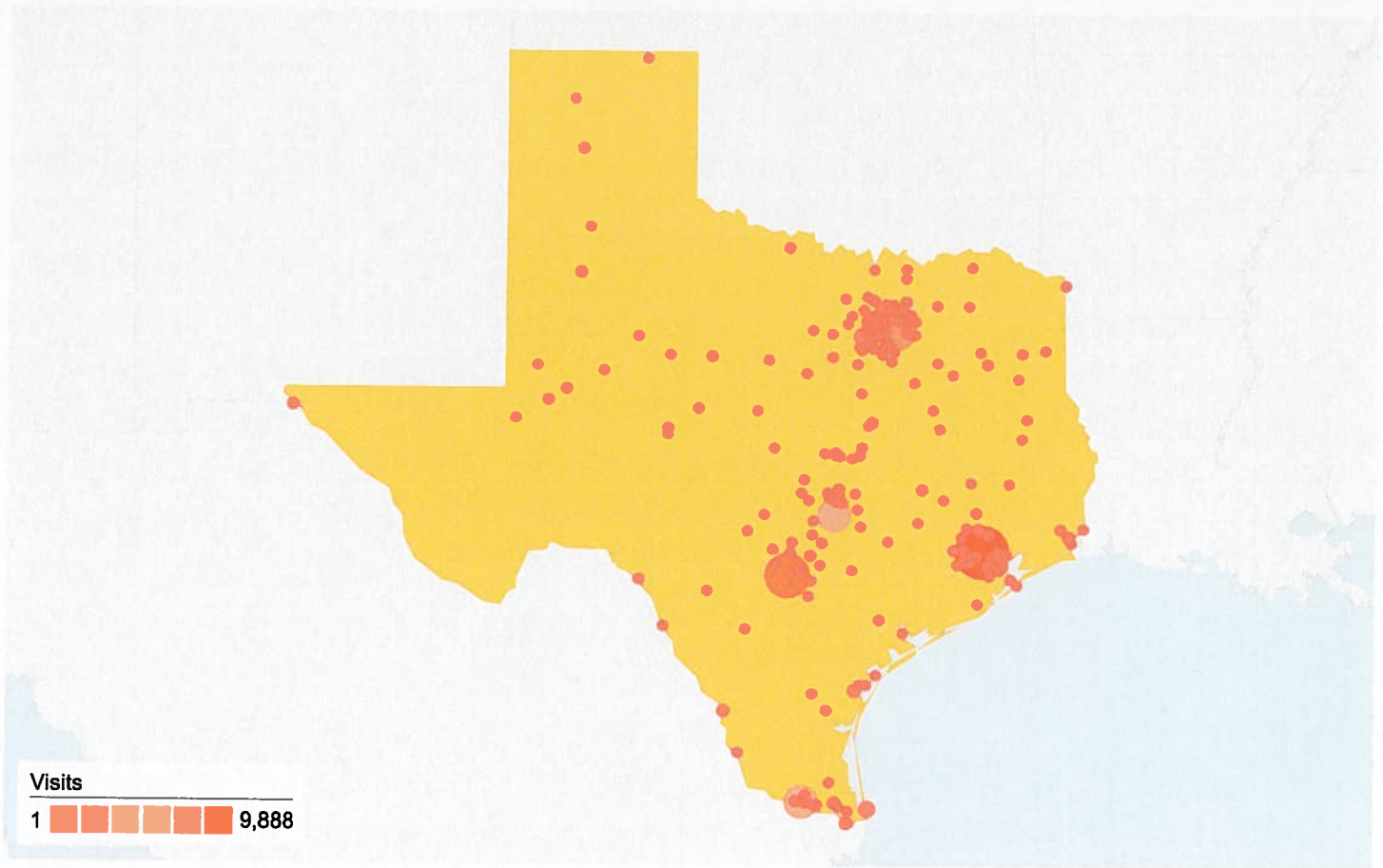
4.29

00:04:32

70.51%

38.54%

1 - 10 of 52



This state sent 63,439 visits via 466 cities

Site Usage

City	Visits	Pages/Visit	Avg. Time on Site	% New Visits	Bounce Rate
Visits 63,439 % of Site Total: 67.00%	Pages/Visit 4.44 Site Avg: 4.20 (5.85%)	Avg. Time on Site 00:04:49 Site Avg: 00:04:29 (7.68%)	% New Visits 72.82% Site Avg: 75.16% (-3.11%)	Bounce Rate 36.38% Site Avg: 38.25% (-4.91%)	
Houston	9,888	4.21	00:04:42	76.41%	36.60%
San Antonio	7,876	4.86	00:05:21	71.85%	34.94%
Dallas	6,295	3.96	00:04:32	73.17%	37.90%
Mcallen	5,201	3.76	00:03:59	66.01%	43.51%
Austin	5,173	4.37	00:04:31	74.35%	37.29%
Ft Worth	1,480	4.63	00:05:11	72.57%	34.86%
South Padre Island	1,435	3.82	00:04:12	48.71%	40.56%
Plano	820	3.79	00:03:43	76.83%	35.98%
Arlington	793	4.56	00:05:01	73.64%	32.79%

Corpus Christi	784	4.53	00:04:17	80.48%	39.80%
----------------	-----	------	----------	--------	--------

1 - 10 of 466