

**CITY OF SOUTH PADRE ISLAND
ECONOMIC DEVELOPMENT CORPORATION
NOTICE OF REGULAR MEETING**

Note: One or more members of the South Padre Island City Council may attend this meeting. If so, this statement satisfies the requirements of the Open Meetings Act

Notice is hereby given that the Economic Development Corporation Board of Directors of the City of South Padre Island, Texas, will hold its **Regular Meeting Tuesday, February 16th, 2016 at 9:00 a.m. at the Municipal Complex, 2nd floor Joyce Adams Conference Room, 4601 Padre Blvd.,** South Padre Island, Texas. Following is the agenda on which action may be taken:

1. **Call to order**
2. **Pledge of Allegiance**
3. **Public Comments and Announcements**
This is an opportunity for citizens to speak to the Board relating to agenda or non-agenda items. Speakers are required to give their name before addressing their concerns. (Note: State law will not permit the Board to discuss, debate, or consider items that are not on the agenda. Citizen comments may be referred to staff or may be placed on the agenda of a future Board meeting)
4. **Approve the Consent Agenda:**
 - 4a. **Approve the Minutes from Regular Meeting of January 19th, 2016**
 - 4b. **Financial Report for EDC- January 2016**
 - 4c. **Activity Report from the Birding and Nature Center-January 2016**
 - 4d. **Financial Reports for the Birding & Nature Center-January 2016**
 - 4e. **Approve excused absence for Ron Pitcock from the February 16th, 2016 meeting**
5. **Discussion and possible action to approve a proposal from Aaron Economic Consulting for an economic impact study for the RESTORE Act grant proposals being submitted in the amount of \$15,000**
6. **Discussion and possible action regarding scheduling a workshop with the City's Shoreline Task Force Committee to discuss the results of the Marina Market Study**
7. **Executive Director's Activity Report**
8. **Discussion and possible action to schedule a strategic planning immediately following the Board meeting on April 19th**
9. **Adjournment**

We reserve the right to go into Executive Session regarding any of the items posted on this agenda, pursuant to Sections 551-071, Consultation with Attorney; 551.072, Deliberations about Real Property; 551.073, Deliberations about Gifts & Donations; 551-074, Personnel Matters; 551-076, Deliberations about Security Devices; and/or 551.086, Discuss (A) Commercial or Financial Information Received from a Business Prospect with which the Economic Development Corporation is Conducting Negotiations, or (B) Financial or Other Incentives to the Business Project.

I, the undersigned authority, do hereby certify that the above Notice of Meeting of the Directors of the City of South Padre Island Economic Development Corporation is a true and correct copy of said Notice and that I posted a true and correct copy of said notice on the bulletin board at City Hall which will remain so posted continuously for at least 72 hours preceding the scheduled time of said meeting.

Dated this the 11th day of February, 2016

S E A L



Darla Lapeyre, Executive Director

This facility is wheelchair accessible and accessible parking spaces are available. Requests for accommodations or interpretive services must be made 48 hours prior to this meeting. Please contact Jay Mitchim, ADA-designated responsible party, at (956)761-1025.

4.

DRAFT

**CITY OF SOUTH PADRE ISLAND
ECONOMIC DEVELOPMENT CORPORATION
BOARD OF DIRECTORS**

MINUTES

Regular Meeting
January 19th, 2016

1. CALL TO ORDER

A regular meeting of the Board of Directors of the City of South Padre Island Economic Development Corporation was held on Tuesday, January 19th, 2016, at the Municipal Complex 2nd floor Joyce Adams Conference Room, 4601 Padre Blvd., South Padre Island, Texas. President Joanne Williams called the meeting to order at 8:30 a.m. Other Board members present were Vice-President Dan Stanton, Secretary/Treasurer Ron Pitcock, and Directors Bob Friedman, Beth Vance, Bill DiLiberio, and Sally Scaman. Also present were Executive Director Darla Lapeyre, SPI Birding and Nature Center Board President Lynne Tate, City Council members Dennis Stahl, Paul Munarriz and Theresa Metty, Convention and Visitor's Bureau Executive Director Keith Arnold, Kerry Schwartz and Stormy Wall from the Parks and Recreation Committee, Kimberly Dollar with Property Owners Who Care, and Cameron County Judge and Cameron County Regional Mobility Authority Executive Director Pete Sepulveda.

2. PLEDGE OF ALLEGIANCE

3. PUBLIC COMMENTS AND ANNOUNCEMENTS

Kerry Schwartz welcomed our new Board member, Sally Scaman. President Joanne Williams also welcomed Sally to the Board and thanked her for serving.

4. REPORT FROM JUDGE PETE SEPULVEDA, CAMERON COUNTY REGIONAL MOBILITY AUTHORITY EXECUTIVE DIRECTOR, REGARDING AN UPDATE TO THE SECOND ACCESS TO SOUTH PADRE ISLAND AND CCRMA ASSOCIATED PROJECTS

Judge Sepulveda gave a report on the Second Access project. The Environmental Impact Statement was completed a year ago and has been sent out for one last review regarding the mitigation plan and the comments from the agencies should be complete in three months. Between 6-9 months the CCRMA expects a Record of Decision from the Federal Highway Administration. The project is currently the most environmentally complex project in the United States. Although the environmental clearance has not been finalized the right of way acquisition process on the mainland has begun. The Cameron County Commissioners Court

approved a county-wide TIRZ merging five zones into one. This will be of great importance in funding the project. The CCRMA is working with the feds and state on a financial plan and can submit an application when closer to the environmental clearance for a \$300 million loan at 1.25% interest. TxDOT recognizes this as a funding source and has given the CCRMA permission to begin a Comprehensive Development Agreement with public/private partners. The last week of February one or two meetings will be held on the Island for private developers. The schematic in the EIS will be utilized for private developers to determine how to finance the project. The CCRMA will continue the right of way acquisition process. President Williams asked the total estimated cost of the project. Judge Sepulveda said \$700-750 million which includes the right of way acquisitions. The schedule for construction would be 24-30 months. The CCRMA is hoping for completion of the Second Access in 2019.

5. QUARTERLY REPORT FROM THE SOUTH PADRE ISLAND BIRDING AND NATURE CENTER PRESIDENT OF THE BOARD OF DIRECTORS, LYNNE TATE REGARDING OPERATIONS AT THE CENTER

Lynne Tate addressed the Board regarding operations at the Birding and Nature Center. Items included in her report were the annual fundraising letter, which has brought in \$18,300 in donations, the Richard Moore video being developed for the Birding and Nature Center is near completion, the WOWE (Winter Outdoor Wildlife Expo) a five day event being held at the end of January, a Celebrity Waiter Fundraiser at Café Kranzler on February 9th, and the Spoonbill Mini-Golf Tournament fundraiser being held on February 20th

6. APPROVE THE CONSENT AGENDA

- 6a. Approve the Minutes from Regular Meeting on December 15th, 2015**
- 6b. Financial Report-December 2015**
- 6c. Activity Report from the Birding and Nature Center-December 2015**
- 6d. Financial Reports for the Birding and Nature Center-December 2015**

Upon a motion from Bill DiLibero and a second by Ron Pitcock the consent agenda was unanimously approved as presented.

7. DISCUSSION AND POSSIBLE ACTION TO APPROVE FUNDING FOR A SKATE PARK AT THE JOHN L. TOMPKINS PARK

Kerry Schwartz from the Parks and Recreation Committee spoke to the Board about funding the skate park component of the John L. Tompkins Park. This item was on previous agendas for discussion. The City Council approved the skate park component be located at the John L. Tompkins Park. Upon a motion from Ron Pitcock and a second by Sally Scaman, the Board approved funding for the

skate park at John L. Tompkins Park in an amount not to exceed \$100,000. The vote was 6 for and 1 against. Director Beth Vance opposed.

8. DISCUSSION AND POSSIBLE ACTION REGARDING THE MARINA MARKET STUDY FROM MARINA MANAGEMENT SERVICES, INC.

The Board reviewed the Marina Market Study from Marina Management Services. A workshop will be held with the Shoreline Task Force members to discuss the recommendations in the report. Ron Pitcock said he did not think they addressed the boats in the 25-40 foot range in the report. Ms. Lapeyre will call them and ask them if they can add this category of boat size in the report recommendations. No formal action was taken.

9. DISCUSSION AND POSSIBLE ACTION REGARDING HIRING A FIRM TO ASSIST THE EDC WITH RETAIL RECRUITMENT EFFORTS

The Board discussed the proposal from Buxton Company to provide retail recruitment assistance to the EDC. Upon a motion from Ron Pitcock and a second by Bill DiLibero the Board unanimously agreed to move forward with a Request for Proposals for this task and instructed Ms. Lapeyre to send out an RFP to solicit firms who perform retail recruitment assistance.

10. DISCUSSION AND POSSIBLE ACTION REGARDING CHANGING THE MEETING TIME FOR THE MONTHLY BOARD OF DIRECTORS MEETINGS

Upon a motion from Bob Friedman and a second by Dan Stanton the Board unanimously approved changing the meeting time for the monthly Board meetings to 9:00 a.m.

11. DISCUSSION AND POSSIBLE ACTION REGARDING THE MONTHLY MEETING CALENDAR FOR 2016 CHANGING THE DATES OR CANCELLING THE MARCH AND JULY REGULAR MONTHLY MEETINGS

Upon a motion from Ron Pitcock and a second by Bob Friedman, the Board unanimously approved changing the March meeting date to March 29th and to cancel the July Board meeting.

12. DISCUSSION AND POSSIBLE ACTION REGARDING APPROVAL OF FUNDING A GRANT PROGRAM FOR SMALL BUSINESSES ON SOUTH PADRE ISLAND IN THE AMOUNT OF \$25,000

Sally Scaman and Darla Lapeyre reported to the Board they had met to come up with a name for the grant program for Island businesses. The program is being modeled after the Mission EDC's Ruby Red Ventures Program. The Board agreed the best name is Sand Dollars for Success Venture Program. Ms. Lapeyre stated

she would like to allocate \$25,000 to fund the program. Upon a motion by Bill DiLibero and a second by Ron Pitcock, the Board unanimously approved funding the program in the amount of \$25,000.

13. EXECUTIVE DIRECTOR'S ACTIVITY REPORT

Ms. Lapeyre presented the most recent economic indicators to the Board and provided an analysis of the Sales Tax. She provided a written report of her office activity from December 14th, 2015 through January 15th, 2016. Ms. Lapeyre reported the November sales tax was down 5.26% from November 2014. Sales tax for the 2015 calendar year to date was up 3.1% from the same period in 2014 and the November 2015 sales tax was up 4% from the prior 5 year average for the month of November.

14. ELECTION OF OFFICERS FOR THE 2016 CALENDAR YEAR - PRESIDENT, VICE-PRESIDENT, AND SECRETARY/TREASURER

Upon a motion from Bob Friedman and a second by Bill DiLibero the Board unanimously approved the slate of officers for the 2016 calendar year as follows:
Joanne Williams-President
Dan Stanton-Vice-President
Ron Pitcock-Secretary/Treasurer

15. ADJOURNMENT

There being no further business, the meeting was adjourned at 9:50 a.m.

S E A L

Darla Lapeyre
Executive Director

APPROVED:

Joanne Williams
President



Memo

To: South Padre Island Economic Development Corporation Board of Directors
From: Rodrigo Gimenez, Finance Director
City of South Padre Island
CC: Darla Lapeyre
Date: February 10, 2016
Re: January 31, 2016 Operating Statement

The January 31, 2016 Operating Statement for the South Padre Island Economic Development Corporation as well as the Balance Sheet as of January 31, 2016 are attached for your review. **Transactions summarized in the statements are those processed through the Finance Department of the City.**

The Birding and Nature Center sales are not reflected in these financial statements, since they took their bookkeeping in house in October 2011.

Sales Tax amounts include the December tax collections sent to the State of Texas in January and distributed to local governments in February. This February allocation payment is accrued for financial statement presentation purposes in the January operating statement.

Please contact me at rgimenez@MYSPI.org at your earliest convenience should you have any questions.

"A Certified Retirement Community"

City of South Padre Island
Economic Development Corporation
Balance Sheet
January 31, 2016/2015

Assets	2016	2015
Cash and cash equivalents	\$ 636,617	\$ 464,530
Receivables - Sales Tax	42,622	41,957
Revolving Loan Receivable	62,977	74,649
Due From General Fund	-	-
Miscellaneous Receivables	-	-
Prepaid Expenses	-	-
TOTAL ASSETS	\$ 742,216	\$ 581,137
Liabilities and Fund Balances		
Deferred Revenue	\$ 62,977	\$ 74,649
Accounts Payable	-	-
Sales Tax Payable	-	-
Payroll Taxes Payable	-	317
Wages Payable	-	-
Due to General Fund	-	-
Reserved for Encumbrances	-	-
Other liabilities	318	-
Total Liabilities	63,295	74,966
Fund Balance	678,921	506,171
Total Liabilities and Fund Balance	\$ 742,216	\$ 581,137

City of South Padre Island
Economic Development Corporation
STATEMENT OF REVENUES, EXPENDITURES AND CHANGES IN FUND BALANCES
January 31, 2016/2015

	2016		2015
	Budget	Actual	Actual
<u>REVENUES</u>			
Sales Tax	\$ 770,000	\$ 180,420	\$ 175,911
Revolving Loan Revenue	10,274	2,547	2,431
Grant Revenue	-	-	-
Interest Revenue	2,501	727	826
BNC Expense Reimbursement	-	-	-
Miscellaneous Revenues	-	20	-
Total Revenue	782,775	183,714	179,168
<u>EXPENDITURES</u>			
General Administrative Expenses	692,775	206,006	178,686
BNC Cash Advances	20,000	9,100	12,412
Birding Center Expenses	70,000	47,861	50,297
Total Expenditures	782,775	262,967	241,394
Excess (Deficiency) of Revenues Over (Under) Expenditures	-	(79,252)	(62,226)
Fund balance - beginning	758,173	758,173	568,397
Fund balance - ending	\$ 758,173	\$ 678,921	\$ 506,171

FUND :80 -ECONOMIC DEVELOPMENT CORP

SCHEDULE OF BUDGETED, ACTUAL AND ENCUMBERED EXPENDITURES

DEPARTMENT : DEPT 580 - EDC

NOTATION :

ACCOUNT NUMBERS	ACCOUNT DESCRIPTION	-- MONTH --		YEAR TO DATE		CURRENT MODIFIED BUDGET	UNENCUMBERED BALANCE	BUDGET PERCENT REMAINING
		EXPENDITURES	ENCUMBRANCES	EXPENDITURES	TOTALS			
PERSONNEL SERVICES								
580-0010	SUPERVISION	4,538.46	0.00	18,471.53	18,471.53	59,000.00	40,528.47	68.69
580-0020	CLERICAL	0.00	0.00	0.00	0.00	0.00	0.00	0.00
580-0060	OVERTIME	0.00	0.00	0.00	0.00	0.00	0.00	0.00
580-0070	FICA	65.80	0.00	296.10	296.10	1,109.00	812.90	73.30
580-0080	TMRS	870.69	0.00	2,031.61	2,031.61	7,661.00	5,629.39	73.48
580-0081	GROUP INSURANCE	440.17	0.00	1,920.76	1,920.76	5,874.00	3,953.24	67.30
580-0083	WORKERS COMPENSATION	0.00	0.00	0.00	0.00	137.00	137.00	100.00
580-0084	UNEMPLOYMENT TAX	0.00	0.00	0.00	0.00	423.00	423.00	100.00
		5,915.12	0.00	22,720.00	22,720.00	74,204.00	51,484.00	69.38
GOODS AND SUPPLIES								
580-0101	OFFICE SUPPLIES	0.00	0.00	0.00	0.00	1,350.00	1,350.00	100.00
580-0102	LOCAL MEETINGS	0.00	0.00	36.00	36.00	500.00	464.00	92.80
580-0107	BOOKS & PUBLICATIONS	0.00	0.00	0.00	0.00	600.00	600.00	100.00
580-0108	POSTAGE	0.00	0.00	0.00	0.00	200.00	200.00	100.00
580-0150	MINOR TOOLS & EQUIPM	0.00	0.00	0.00	0.00	1,500.00	1,500.00	100.00
580-0180	INFORMATION TECHNOLO	0.00	0.00	0.00	0.00	0.00	0.00	0.00
		0.00	0.00	36.00	36.00	4,150.00	4,114.00	99.13
MISCELLANEOUS SERVICES								
580-0501	COMMUNICATIONS	116.23	0.00	322.56	322.56	800.00	477.44	59.68
580-0502	LOAN REV EXPENSE	0.00	0.00	0.00	0.00	0.00	0.00	0.00
580-0513	TRAINING EXPENSE	79.00	0.00	79.00	79.00	1,500.00	1,421.00	94.73
580-0520	INSURANCE	0.00	0.00	0.00	0.00	0.00	0.00	0.00
580-0530	PROFESSIONAL SERVICE	1,832.00	0.00	1,838.00	1,838.00	7,500.00	5,662.00	75.49
580-0534-001	BIRDING MASTER PLAN	0.00	0.00	0.00	0.00	0.00	0.00	0.00
580-0534-002	LOBBYIST	2,083.33	0.00	9,050.79	9,050.79	25,000.00	15,949.21	63.80
580-0534-003	COMPREHENSIVE PLAN	0.00	0.00	0.00	0.00	0.00	0.00	0.00
580-0534-004	BEACH MASTER PLAN	0.00	0.00	0.00	0.00	0.00	0.00	0.00
580-0534-005	REGIONAL MOBILITY AU	0.00	0.00	0.00	0.00	0.00	0.00	0.00
580-0534-006	ECONOMIC ACTIVITY IN	4,000.00	0.00	4,000.00	4,000.00	4,000.00	0.00	0.00
580-0534-010	BAY CLEANUP	0.00	0.00	0.00	0.00	0.00	0.00	0.00
580-0534-012	AREA MARKETING STUDY	0.00	0.00	0.00	0.00	0.00	0.00	0.00
580-0534-013	USDA RBEG	0.00	0.00	0.00	0.00	0.00	0.00	0.00
580-0534-014	I-69 ALLIANCE	0.00	0.00	0.00	0.00	0.00	0.00	0.00
580-0534-015	BROWN PROPERTY INTER	0.00	0.00	0.00	0.00	0.00	0.00	0.00
580-0534-016	BIRDING MASTER NON-C	0.00	0.00	0.00	0.00	0.00	0.00	0.00
580-0534-017	OTHER PROJECTS	0.00	0.00	0.00	0.00	0.00	0.00	0.00
580-0534-018	GULF OF MEXICO NATUR	0.00	0.00	0.00	0.00	5,000.00	5,000.00	100.00
580-0534-019	BUSINESS RECRUITMENT	0.00	0.00	1,470.00	1,470.00	35,000.00	33,530.00	95.80

FUND :80 -ECONOMIC DEVELOPMENT CORP

SCHEDULE OF BUDGETED, ACTUAL AND ENCUMBERED EXPENDITURES

DEPARTMENT : DEPT 580 - EDC

NOTATION :

ACCOUNT NUMBERS	ACCOUNT DESCRIPTION	-- MONTH --		YEAR TO DATE		CURRENT MODIFIED BUDGET	UNENCUMBERED BALANCE	BUDGET PERCENT REMAINING
		EXPENDITURES	ENCUMBRANCES	EXPENDITURES	TOTALS			
580-0534-020	BNC LANDSCAPING PROJ	0.00	0.00	0.00	0.00	0.00	0.00	0.00
580-0540	ADVERTISING	150.00	0.00	1,245.00	1,245.00	3,500.00	2,255.00	64.43
580-0550	TRAVEL	0.00	0.00	0.00	0.00	2,000.00	2,000.00	100.00
580-0551	DUES & MEMBERSHIPS	0.00	0.00	0.00	0.00	1,000.00	1,000.00	100.00
580-0555	PROMOTIONS	500.00	0.00	500.00	500.00	3,000.00	2,500.00	83.33
580-0560	RENTAL	0.00	0.00	0.00	0.00	0.00	0.00	0.00
580-0576	BEACH RENOURISHMENT	0.00	0.00	0.00	0.00	0.00	0.00	0.00
580-0580	INTEREST EXPENSE	0.00	0.00	0.00	0.00	0.00	0.00	0.00
580-0599	PROMOTIONS	0.00	0.00	0.00	0.00	0.00	0.00	0.00
		8,760.56	0.00	18,505.35	18,505.35	88,300.00	69,794.65	79.04
EQUIPMNT > \$5,000 OUTLAY								
580-1001	BUILDINGS & STRUCTUR	0.00	0.00	0.00	0.00	0.00	0.00	0.00
580-1003	FURNITURE & FIXTURES	0.00	0.00	0.00	0.00	0.00	0.00	0.00
580-1004	MACHINERY & EQUIPMEN	0.00	0.00	0.00	0.00	0.00	0.00	0.00
580-1011	INFORMATION TECHNOLO	0.00	0.00	0.00	0.00	0.00	0.00	0.00
		0.00	0.00	0.00	0.00	0.00	0.00	0.00
INTERFUND TRANSFERS								
580-9476	BEACH NOURISHMENT	0.00	0.00	0.00	0.00	0.00	0.00	0.00
580-9480	TRANSFER TO EDC DEBT	35,236.13	0.00	140,944.52	140,944.52	422,834.00	281,889.48	66.67
		35,236.13	0.00	140,944.52	140,944.52	422,834.00	281,889.48	66.67
SPECIAL PROJECTS								
580-9175	ELECTION EXPENSE	0.00	0.00	0.00	0.00	0.00	0.00	0.00
580-9178	DESIGNATED PROJECTS	0.00	0.00	23,800.00	23,800.00	103,287.00	79,487.00	76.96
580-9178-001	TOMPKINS CHANNEL	0.00	0.00	0.00	0.00	0.00	0.00	0.00
580-9181	BNC CASH ADVANCE	0.00	0.00	9,100.00	9,100.00	20,000.00	10,900.00	54.50
		0.00	0.00	32,900.00	32,900.00	123,287.00	90,387.00	73.31
DEPARTMENT TOTAL		49,911.81	0.00	215,105.87	215,105.87	712,775.00	497,669.13	69.82

FUND :80 -ECONOMIC DEVELOPMENT CORP

SCHEDULE OF BUDGETED, ACTUAL AND ENCUMBERED EXPENDITURES

DEPARTMENT : DEPT 581 - BIRD CENTER

NOTATION :

ACCOUNT NUMBERS	ACCOUNT DESCRIPTION	-- MONTH --		YEAR TO DATE		CURRENT MODIFIED BUDGET	UNENCUMBERED BALANCE	BUDGET PERCENT REMAINING
		EXPENDITURES	ENCUMBRANCES	EXPENDITURES	TOTALS			
581-0540	ADVERTISING	0.00	0.00	0.00	0.00	0.00	0.00	0.00
581-0550	TRAVEL EXPENSE	0.00	0.00	0.00	0.00	0.00	0.00	0.00
581-0551	DUES & MEMBERSHIPS	0.00	0.00	0.00	0.00	0.00	0.00	0.00
581-0555	PROMOTIONS	0.00	0.00	0.00	0.00	0.00	0.00	0.00
581-0560	RENTAL	0.00	0.00	0.00	0.00	0.00	0.00	0.00
581-0580	ELECTRICITY	3,976.08	0.00	3,976.08	3,976.08	0.00	(3,976.08)	0.00
581-0581	WATER, SEWER, & GARB	0.00	0.00	0.00	0.00	0.00	0.00	0.00
581-0590	JANITORIAL	0.00	0.00	0.00	0.00	0.00	0.00	0.00
		3,976.08	0.00	46,759.25	46,759.25	55,000.00	8,240.75	14.98

EQUIPMNT > \$5,000 OUTLAY

581-1001	BUILDINGS & STRUCTUR	0.00	0.00	0.00	0.00	0.00	0.00	0.00
581-1003	FURNITURE & FIXTURES	0.00	0.00	0.00	0.00	0.00	0.00	0.00
581-1004	MACHINERY & EQUIPMEN	0.00	0.00	0.00	0.00	0.00	0.00	0.00
581-1011	INFORMATION TECHNOLO	0.00	0.00	0.00	0.00	0.00	0.00	0.00
		0.00	0.00	0.00	0.00	0.00	0.00	0.00

DEPARTMENT TOTAL 5,078.04 0.00 47,861.21 47,861.21 70,000.00 22,138.79 31.63

Manager Report to the EDC Meeting February 16,2016

WOWE was a huge success! 1,289 guests not including children attended the 5 day event. We will be meeting in the next few days to go over final numbers and make changes needed for next year which is scheduled for Tuesday, January 31 – Saturday, February 4, 2017.

Tuesday, February 9 the birding center BOD, EDC BOD, were able to participate in the celebrity wait staff at Kranzler. All tips collected benefited the Birding & Nature Center. We collected \$600.00 in Cash and \$400.00 in Credit Cards. Dennis Stahl was kind enough to match the tips for the BNC.

While working during the WOWE week, I started working on the Spoonbill Mini Golf Tournament. So far we have 1,700.00 in \$100.00 Hole Sponsors, \$750.00 in \$250.00 Hole Sponsors, \$1,000.00 in \$500.00 Hole Sponsors. I will be working until the day of the event to get more sponsors. The date is set for Saturday, February 20 from 1pm – 6pm. This is the third year having the event and the word has spread around town how much fun it is. For more details, please see the attached forms if you want to sponsor a hole. Thank you!

Friday, February 12 is our annual volunteer luncheon. This year we will be giving out the first Volunteer of the Year award.

As Always.....Daily Operations keeps me very busy.

Please stop by our gift shop, we have a lot of new merchandise!!!

Respectfully Submitted,

Cristin Howard

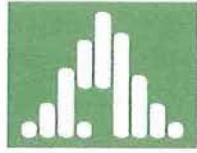
Received
2/12/16

NOTE:

Item 4d. From BNC President Lynne Tate:

“Yesterday the BNC Board sent the financial documents back to the CPA for correction. Apparently the January Intuit issues made some journal entries necessary. The financials will be sent to you as soon as corrected.”

5.



AARON
economic consulting

DRAFT PROPOSAL FOR REVIEW
South Padre Island RESTORE Grant Submittal Project Report

For:
City of South Padre Island, Texas

Submitted by:
Aaron Economic Consulting, LLC

Tuesday, February 09, 2016

AARON ECONOMIC CONSULTING, LLC
901 Martha Becker Dr., TEXAS 75771
TEL: 956-639-4071 FAX: 956-554-0140
aaronecon@gmail.com



Re: RESTORE Grant: Economic Impact Study – South Padre Island

Dear Review Committee,

We are pleased to submit this proposal for the referenced projects.
The proposed scope, budget and schedule are presented below.

The objective of this study is to estimate the economic benefits in support of the RESTORE grant applications and in accordance with the RESTORE funded projects priorities for each of three proposed projects:

1. Land acquisition north of the Causeway for a nature trail with an elevated boardwalk with educational signs, birding outlook, kayak launch, and educational building (approximately 28 acres)
2. Land acquisition south of the Causeway for a nature trail with an elevated boardwalk with educational signs, birding outlook, kayak launch (approximately 25 acres)
3. A new public boat ramp at Corral Street



SCOPE OF WORK

Task 1.

- Establish regional and local socioeconomic conditions baseline. Baseline conditions will outline existing economic conditions within the project area.

Task 2.

- Project number of new travelers attracted resulting from the proposed projects
- Estimate spending patterns of new visitors

Task 3.

- Estimate local and regional economic impact of infrastructure/construction

Task 4.

- Estimate local and regional economic impact of visitors attributable to the proposed projects.

The impacts will be divided into the following categories:

- Output impact
- Value added impact
- Job impact
- Compensation impact
- State and Local tax impact
- Federal Tax impact

Task 5. Consultants shall prepare and submit to South Padre Island for their review a draft report that summarizes the project impacts. The draft report will address the following RESTORE grant priorities:

- Job Creation and Retention
- Benefits to the Economy through Infrastructure Projects
- Promotion Economic Resiliency
- Beneficial Impacts to Local & Regional Economy
- Promotion Tourism, Eco-Tourism, Recreation & Wildlife Tourism
- Promotion Gulf Seafood Marketing



Task 6. Consultants shall prepare and submit to South Padre Island for their review a draft report in a format appropriate for the grant submittal that includes the results of Tasks 1 through 4. The submission of the final report that incorporates the committee's comments and a PowerPoint presentation of the report shall complete the project.

PROJECT BUDGET

Consultants shall be compensated for completing the scope of work on a lump sum basis in the amount of \$15,000. The compensation is inclusive of all labor, material and miscellaneous expenses associated with the scope of work outlines above in Tasks 1 through 6.

This report will take four weeks to complete to a draft final stage and no more than one week in addition after client review.

PROJECT SCHEDULE

	Week 1	Week 2	Week 3	Week 4	Week 5
Tasks 1&2	Baseline assessment & Economic Model				
Task 3		Economic and Fiscal Impacts			
Task 4		Economic and Fiscal Impacts			
Task 5				Summary Report	
Task 6					Final Report

Sincerely,

Mostafa Malki, Ph.D.

PRIORITIES FOR RESTORE FUNDED PROJECTS

A. ECONOMIC BENEFITS 25 Points

- Job Creation and Retention
- Benefits Economy through Infrastructure Projects
- Promotes Economic Resiliency
- Beneficial Impacts to Local & Regional Economy
- Promotes Tourism, Eco-Tourism, Recreation & Wildlife Tourism
- Promotes Gulf Seafood Marketing

B. ENVIRONMENTAL BENEFITS 25 Points

- Restores, Conserves & Preserves Habitat
- Protects or Enhances Rare and Threatened Resources
- Replenishes & Protects Living Coastal & Marine Resources
- Restores & Protects Water Quality and Quantity
- Contributes to Landscape Level Environmental Enhancement

C. COMPREHENSIVE FACTORS 20 Points

- Complements Other Projects
- Promotes Community Resiliency
- Promotes Ecological Resiliency
- Part of a Federal, State or Local Coastal Plan
- Promotes Recreational, Historical, Cultural & Educational Uses

D. PROJECT LOGISTICS 20 Points

- Project Readiness & Planning
- Likelihood of Success
- Long-term Operation & Management
- Success Criteria & Monitoring
- Based on Best Available Science
- Cost-Effectiveness

E. COMMUNITY ENGAGEMENT 20 Points

- Public Support & Participation
- Financial Partners & Funding

PRIORITIES FOR RESTORE FUNDED PROJECTS

DISCRETIONARY AUTHORITY

The final project application rankings are compiled and submitted to the Governor and/or his designee for review and final approval. The Governor or his designee may make changes to the project rankings upon consideration of other discretionary factors related to protecting, preserving, restoring, or enhancing the natural and economic resources of the Texas coast.

7.

Report to the Board of Directors
EDC Office Activity
January 18th, 2016 through February 12th, 2016

Joanne and I had lunch with the Skipjack LLC representatives to talk about their development. They provided input on the retail recruitment efforts, the marina market study and invited Joanne and I to attend a meeting they are having with the GLO regarding dredging the Tompkins Channel. I am waiting to hear back from Todd Watson regarding when and where the meeting will be held so we can be included in the conversation.

Roxanne Harris, Chamber of Commerce President and I will be attending an RGV Partnership event on February 17th at their office is Weslaco-Office of U.S. Senator Ted Cruz Year in Review 2015 Legislative Update

I drafted the RFP for Retail Recruitment and sent to the Board for review. I received some helpful suggestions for additions from the Skipjack LLC group. In the section regarding visitor data I will be expanding the request for data to include zip codes on the visitors, in addition to the psychographic and demographic data.

We are co-hosting a workshop on the RESOTORE Act overview and grant application process on February 18th at 1:30 p.m. at the Hilton Garden Inn. There will be a presentation by TCEQ Commissioner Toby Baker who oversees the grant program for RESTORE Act. If you plan to attend kindly RSVP to Brenda.rangel@mail.house.gov or let me know and I will be happy to RSVP for you. Ms. Rangel is on the staff of US Congressman Filemon Vela. The invitation to the event is attached.

I received an email from the Mayor regarding the artificial reef project that will be constructed offshore near the Island. The 2016 Coastal and Marine Habitat Restoration federal funding opportunity is something we are looking at participating in with Friends of RGV Reef. Bill offered to set up a meeting with Peter Ravella, the City grant writer and Gary Glick with the Friends of RGV Reef to discuss funding opportunities. Peter also suggested he could meet with Gary Glick to discuss how the City can assist as they both live in Austin. This is the project we issued a Letter of Support for about a year ago. The purpose of the Coastal and Marine Habitat Restoration solicitation is "to support fish habitat restoration projects that use an ecosystem-based approach to foster species recovery and increase fish populations". The Friends of RGV Reef has secured GLO approval and grant money from the Texas Parks and Wildlife Department. Mayor Patel asked Peter Ravella to meet with Gary to see how we can help expedite the reef project because the project will impact the economy of SPI in a positive way.

The Cameron County Regional Mobility Authority will conduct an Industry Outreach Meeting in anticipation of issuing a Request for Qualifications to develop, design, construct, operate, and maintain through a concession agreement the SPI 2nd Access Bridge and the Outer Parkway. The meeting will be held at the Hilton Garden Inn on the

Island on Tuesday March 1st from 9 am until noon. I rsvp'd for Ron, Sally, Joanne and myself to attend. Since Bill will also probably attend and that will make a quorum I will post a Notice of Potential Quorum for the event. You should have received an email from Eventbrite verifying the rsvp. Roxanne and I were contacted by the CCRMA to assist with a vendor that could supply bus trips to the location of the bridge on the Island and the mainland. Roxanne supplied them with the contact info for Go with Jo to charter buses.

I was approached by an existing business regarding property tax incentives to expand their business and I discussed the eligibility with Dr. Kim. Since the business is not located in the City's TIRZ they may qualify for incentives. Dr. Kim asked for plans or a schematic diagram so he can review. The business would comply with the Form Based Code adopted by the City if they do the renovation and expansion. They would like to apply to our Sand Dollars for Success program for equipment. I will continue to work with them.

I am meeting with Toucan Graphics on the 16th to discuss the logo and document for the Sand Dollar for Success Venture program.

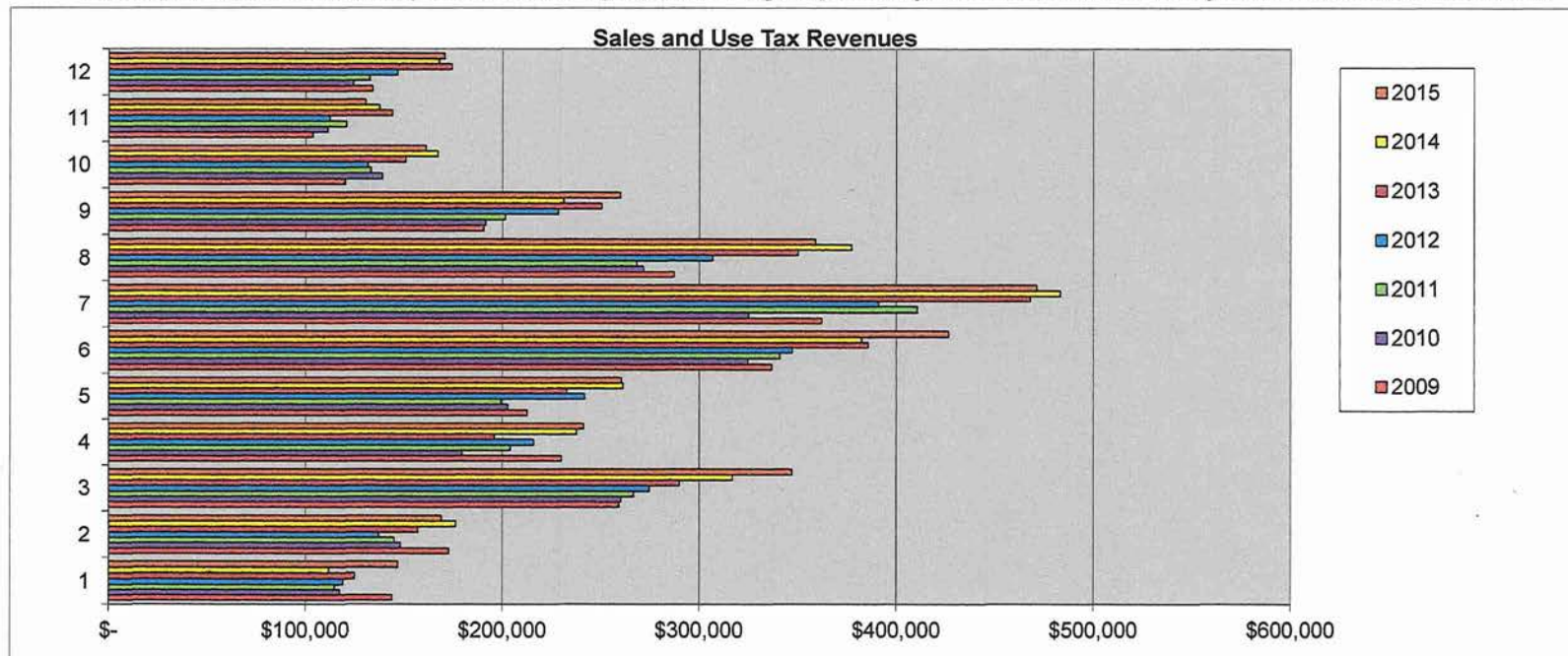
I think it would be a good time to develop an EDC logo. WE have never had our own and have been using the old City umbrella logo. After I see the cost involved with the logo development of the Sand Dollars for Success program I can discuss this with the Board. Most if not all EDC's have their own brand and logo.

These are the items that are separate from the items for discussion on the agenda.

Attached are economic indicators and the Lone Star bank statement.

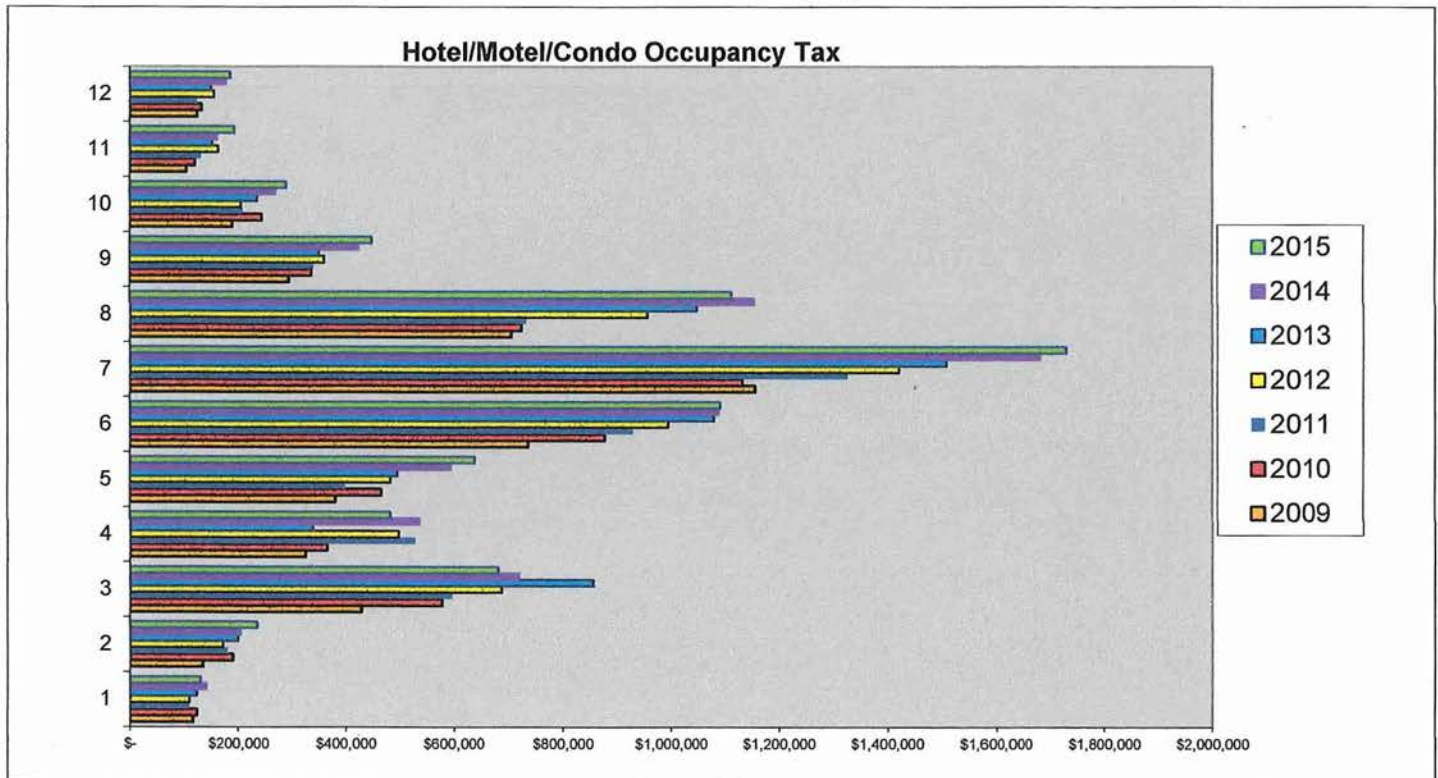
South Padre Island Sales and Use Tax Revenues								
	2009	2010	2011	2012	2013	2014	2015	
							%	
January	\$ 143,886	\$ 117,419	\$ 114,865	\$ 119,092	\$ 124,955	\$ 111,837	\$ 147,033	31.47
February	172,740	148,170	145,004	137,090	156,927	176,331	168,939	(4.19)
March	259,180	260,182	266,620	274,677	289,849	316,834	346,948	9.50
April	230,029	179,469	203,962	215,913	195,868	237,624	241,179	1.50
May	212,544	202,552	199,176	241,670	232,586	261,170	260,265	(0.35)
June	336,693	324,527	340,811	347,206	385,570	382,481	426,572	11.53
July	361,970	324,886	410,556	390,920	467,989	483,156	471,196	(2.48)
August	287,118	271,602	268,233	306,588	350,038	377,267	359,029	(4.83)
September	190,439	191,347	201,328	228,185	250,437	231,042	259,809	12.45
October	120,202	138,942	133,115	131,407	150,816	167,179	161,032	(3.68)
November	103,605	111,285	120,696	112,229	143,930	137,595	130,352	(5.26)
December	133,951	124,089	132,467	146,595	174,214	167,830	170,488	1.58
Total	2,552,357	\$ 2,394,470	\$ 2,536,833	\$ 2,651,572	\$ 2,923,179	\$ 3,050,346	\$ 3,142,842	3.03

NOTE: Percentages of change March vs. April each year are principally the result of the month in which Easter falls. Amounts reported in January are based on January sales, for example, even though reported by the State and received by South Padre Island in March.



South Padre Island Hotel/Motel/Condo Occupancy Tax								
	2009	2010	2011	2012	2013	2014	2015	%
								change
January	\$ 116,614	\$ 123,680	\$ 109,440	\$ 109,774	\$ 123,289	\$ 140,192	\$ 130,054	(7.23)
February	134,788	190,487	180,476	171,451	199,626	204,078	234,729	15.02
March	428,533	577,675	595,805	687,275	855,873	718,514	680,389	(5.31)
April	324,596	364,810	528,026	497,202	338,337	535,518	482,346	(9.93)
May	380,047	465,445	399,279	482,275	494,883	593,135	637,343	7.45
June	735,283	876,624	929,372	994,101	1,078,509	1,086,514	1,090,245	0.34
July	1,155,188	1,131,300	1,325,927	1,420,513	1,507,657	1,679,092	1,728,733	2.96
August	704,214	723,141	731,489	955,899	1,046,929	1,153,488	1,111,051	(3.68)
September	294,425	335,734	340,030	359,467	350,530	422,559	447,169	5.82
October	189,390	242,670	208,442	205,150	234,719	268,955	288,878	7.41
November	104,782	120,144	131,812	163,655	152,042	161,516	193,079	19.54
December	123,877	131,991	123,799	155,338	149,820	177,192	185,470	4.67
Total	\$ 4,691,737	\$ 5,283,701	\$ 5,603,897	\$ 6,202,100	\$ 6,532,214	\$ 7,135,926	\$ 7,209,486	1.03

Occupancy tax is 14.5% as of July 2009. 8.5% is collected by the City of South Padre Island monthly, and 6% by the state of Texas quarterly. Any hotel or condo visit longer than 30 days is tax exempt. Percentages of change March vs. April are partially the result of the month in which Easter falls. The monthly occupancy tax reports from the finance office include any late payments received from properties behind in their taxes. The City reports them in the month they are paid.



South Padre Island Building Permit Valuations

	2010	2011	2012	2013	2014	2015	Commercial	Residential	2016
January	\$ 6,275,239	\$ 243,630	\$ 552,718	\$ 703,791	\$ 434,335	\$ 4,490,817	\$ 319,434	\$ 2,301,454	\$ 2,620,888
February	5,473,877	423,259	1,968,904	330,425	2,117,014	1,887,739			
March	456,675	627,539	449,800	1,016,164	271,651	2,319,135			
April	444,700	12,105,395	268,337	554,688	412,515	8,676,090			
May	3,977,138	1,009,344	915,996	295,625	1,052,261	1,143,022			
June	1,504,846	1,821,047	1,243,528	177,150	1,717,942	842,403			
July	52,590,819	5,411,225	412,100	145,069	160,664	1,439,706			
August	975,263	899,292	459,314	2,525,727	500,475	1,799,928			
September	2,436,837	192,228	373,975	692,401	894,061	1,205,667			
October	1,295,900	280,511	950,100	885,901	2,322,681	792,963			
November	414,111	8,549,789	2,022,260	1,103,873	1,975,292	2,008,807			
December	1,408,183	1,093,434	773,540	162,116	1,894,849	2,855,683			
Total	\$ 77,253,588	\$ 32,656,693	\$ 10,390,572	\$ 8,592,930	\$ 13,753,740	\$ 29,461,960			


South Padre Island Bank Deposits						
	2010	2011	2012	2013	2014	2015
January	\$ 171,197,962	\$ 179,975,828	\$ 188,688,921	\$ 183,482,806	\$ 189,117,086	\$ 184,769,073
February	173,450,645	179,309,856	189,716,741	185,777,638	188,712,750	186,033,279
March	174,924,863	180,633,288	190,720,292	187,487,100	187,797,668	186,399,232
April	174,008,851	179,882,446	191,356,419	185,131,280	185,677,307	186,278,615
May	182,191,620	178,419,296	190,955,054	183,778,660	187,994,015	186,513,099
June	189,488,142	187,686,002	187,497,842	190,887,338	185,644,401	191,541,241
July	185,116,969	192,345,125	189,478,667	198,752,238	190,627,539	198,033,439
August	184,294,492	188,858,760	187,651,279	197,904,453	189,181,816	196,222,971
September	180,761,572	188,922,705	186,098,587	195,087,563	186,637,957	194,155,543
October	179,960,162	188,205,724	184,477,088	193,115,238	185,468,421	192,194,113
November	181,987,387	187,373,653	182,804,762	191,781,069	184,219,440	190,042,714
December	178,786,167	187,434,187	184,702,236	189,450,248	184,333,130	189,722,716
AVERAGE	\$ 179,680,736	\$ 184,920,573	\$ 187,845,657	\$ 190,219,636	\$ 187,117,628	\$ 190,158,836

The deposits include First National Bank SPI; and First Community Bank, International Bank of Commerce, Lone Star National Bank, and Wells Fargo SPI



Alternatives: HNTB, 2013
 Roads: Cameron County Appraisal District, 2009
 Gulf Intracoastal Waterway: U.S. Army Corps of Engineers, 1995
 Study Area: HNTB, 2009
 Aerial: National Agriculture Imagery Program, 2012

- Alternative 6
- Major Roads
- Minor Roads
- Gulf Intracoastal Waterway
- Study Area



Preferred Alternative 6
 Exhibit 2-5
 South Padre Island
 2nd Access Project
 CSJ: 0921-06-163
 Cameron County, Texas

DISCLAIMER: This map was generated by HNTB Corporation using GIS (Geographic Information Systems) software. No claims are made to the accuracy or completeness of the information shown herein nor to its suitability for a particular use. The scale and location of all mapped data are approximate.



AGENDA

**Special Meeting of the Board of Directors
of the
Cameron County Regional Mobility Authority**

**Joe G. Rivera and Aurora de la Garza County Annex
1390 West I69E
San Benito, Texas 78586**

Monday, February 1, 2016

12:00 Noon

PUBLIC COMMENTS:

1. Public Comments

Accepted for Filing in:
Cameron County

On: Jan 27, 2016 at 09:38A

By:
Heather Pratt

CONSENT ITEMS:

2. All Item(s) under the Consent RMA Agenda are heard collectively unless opposition is presented, in which case the contested Item will be considered, discussed, and appropriate action taken separately

A. Consideration and Approval of the Minutes for:

January 14, 2016 – Regular Meeting

ITEMS FOR DISCUSSION AND ACTION:

3. Action Items

A. Approval of Claims

B. Consideration and Approval to award a Request for Proposal (RFP) for the Toll Back Office System

C. Consideration and Authorization to conduct Industry Review Meetings in anticipation of issuing a Request for Qualifications (RFQ) for a Comprehensive Development Agreement for the SPI 2nd Access/Outer Parkway Projects

D. Discussion and Possible Action regarding the U.S. 281 Connector Project

ADJOURNMENT:

Signed this 27 th day of January 2016



David E. Alex
Chairman

NOTE:

Participation by Telephone Conference Call – One or more members of the CCRMA Board of Directors may participate in this meeting through a telephone conference call, as authorized by Sec. 370.262, Texas Transportation Code. Each part of the telephone conference call meeting that by law must be open to the public shall be audible to the public at the meeting location and will be recorded. On conclusion of the meeting, the recording will be made available to the public.



Lone Star National Bank

P.O. Box 1127 • Pharr, Texas 78577-1127
www.lonestarnationalbank.com



Customer Service (956) 984-2440
Toll-Free Customer Service (800) 580-0322
24-Hour Phone Banking (956) 984-2444
Lost or Stolen Debit Card (800) 580-0322

Date 1/29/16 Page 1
Primary Account XXXXXXXXXXXXX2005
Enclosures 1

SOUTH PADRE ISLAND ECONOMIC DEVELOPMENT
CORPORATION
6801 PADRE BLVD
SOUTH PADRE ISLAND TX 78597

CHECKING ACCOUNTS

If you have overdrawn your account, please be advised that we have other less expensive methods to handle the payment of non-sufficient funds items. Presenting transactions and other items against non-sufficient funds is an expensive practice. If you would like to discuss alternatives which include account transfers or if you have other financial needs, please call us at 1(800)580-0322 ext. 2440.

NOW Checking Commercial		Number of Enclosures	1
Account Number	XXXXXXXXXXXX2005	Statement Dates	1/01/16 thru 1/31/16
Previous Balance	82,041.62	Days in the statement period	31
1 Deposits/Credits	1,064.59	Average Ledger	82,213.13
1 Checks/Debits	2.00	Average Collected	82,185.24
Service Charge	.00		
Interest Paid	17.45		
Current Balance	83,121.66	2016 Interest Paid	17.45

Deposits and Additions

Date	Description	Amount
1/27	Over The Counter Deposit	1,064.59
1/31	Interest Deposit	17.45

Debits and Other Withdrawals

Date	Description	Amount
1/29	Paper Statement Fee	2.00-

Daily Balance Information

Date	Balance	Date	Balance
1/01	82,041.62	1/29	83,104.21
1/27	83,106.21	1/31	83,121.66

DEPOSIT SLIP	<input checked="" type="checkbox"/> Checking <input type="checkbox"/> Money Market	USE OTHER SIDE FOR ADDITIONAL LISTINGS
	Date: <u>1/27/16</u> Name: <u>South Padre Island EDC</u> FOR CREDIT TO THE ACCOUNT - PRINT FULL ACCOUNT TITLE (NAME)	
SIGNATURE OF DEPOSITOR Signature for Cash OVER THE COUNTER DEPOSIT (ONLY)		CURRENCY CHECKS EXT. DEPOSITS 1064.59
ACCOUNT NUMBER <u>2925002005</u>	TRM CODE 53	TOTAL PROOF OTHER FUND RECEIVED TOTAL \$ 1064.59
⑆114911687⑆		53

Date 1/27/2016 Amount \$1,064.59

From: Roxanne Harris <roxanne@spichamber.com>
To: spiedc <spiedc@aol.com>
Subject: FW: RESTORE Act Grant Workshop
Date: Mon, Feb 1, 2016 8:56 am
Attachments: RESTORE Act Workshop (6).pdf (1148K), _Certification_.htm (253)

Darla,

In case you haven't already received this invitation.

Roxanne Harris
President/CEO
South Padre Island Chamber of Commerce
610 Padre Blvd.
South Padre Island, Texas 78578
956-761-4412

From: Brody, Perry [<mailto:Perry.Brody@mail.house.gov>]
Sent: Friday, January 29, 2016 4:12 PM
To: Brody, Perry
Subject: RESTORE Act Grant Workshop

City of South Padre Island
South Padre Island Chamber of Commerce
South Padre Island Economic Development Corporation
in partnership with
U.S. Congressman Filemon Vela, State Senator Eddie Lucio
State Representatives Ryan Guillen, Oscar Longoria, Eddie Lucio III and René O

invite you to a

RESTORE Act

Overview and Grant Application Workshop

Presentation by TCEQ Commissioner Toby Baker

February 18, 2016
1:30 pm
The Hilton Garden Inn
7010 Padre Blvd.
South Padre Island, Texas 78597

For more information or to RSVP, contact Brenda Rangel at brenda.rangel@mail.house.gov or (956) 54

**TCEQ will also hold two workshops in Corpus Christi:

Tuesday, February 23rd
2:30 pm to 4:00 and 6:30 to 8:00 pm
TCEQ Regional Office/Corpus Christi
6300 Ocean Drive
Corpus Christi, Texas

Ms. Perry Finney Brody
Chief of Staff
Office of Rep. Filemon Vela